

FILED

OCT 22 2022

PITTSBURG COUNTY
2022-2023
ESTIMATE OF NEEDS
AND FINANCIAL STATEMENT OF THE
FISCAL YEAR 2021-2022

STATE AUDITOR & INSPECTOR

BOARD OF COUNTY COMMISSIONERS OF
THE COUNTY OF PITTSBURG
STATE OF OKLAHOMA

Two copies of this Financial Statement and Estimate of Needs should be filed with the County Clerk not later than August 17 for all Counties. After approval by the Excise Board and the levies are made, both statements should be signed by the appropriate Board Members. One complete signed copy must be sent to the State Auditor and Inspector, 2300 N. Lincoln Blvd., State Capital, Room 123, Oklahoma City, OK 73105. If publication may not be had by date required for filing, affidavit and proof of publication are required to be attached within five days after date of filing.

THE 2022-2023
ESTIMATE OF NEEDS

AND

FINANCIAL STATEMENT OF THE
FISCAL YEAR 2021-2022

PREPARED BY George M. Kern, CPA
SUBMITTED TO THE PITTSBURG COUNTY
EXCISE BOARD THIS 20th DAY OF October 2022

BOARD OF COUNTY COMMISSIONERS

Chairman	<u>[Signature]</u>	County Clerk	<u>[Signature]</u>
Commissioner	<u>[Signature]</u>	Commissioner	<u>[Signature]</u>
Treasurer	<u>[Signature]</u>	Assessor	<u>[Signature]</u>
Court Clerk	<u>[Signature]</u>	Sheriff	<u>[Signature]</u>

Pittsburg

Index Page

Exhibit A	County General	1
Exhibit D	County Highway Unrestricted	15
Exhibit E	Health	23
Total Exhibit G's		31
Total Exhibit I's		39
Total Exhibit I.ST's		67
Total Exhibit M's		73
Exhibit W		97
Exhibit X		99
Exhibit Y		101
Exhibit Z		105
Salary Calculations		107

PITTSBURG COUNTY
2022-2023
ESTIMATE OF NEEDS
AND FINANCIAL STATEMENT OF THE
FISCAL YEAR 2021-2022

PITTSBURG COUNTY, STATE OF OKLAHOMA


To the County Excise Board of said County and State, Greeting:-

Pursuant to the requirements of 68 O.S. 1991 Section 3002, we submit herewith for your consideration, the within statement of the fiscal condition of the County of Pittsburg, State of Oklahoma, for the fiscal year beginning July 1, 2021 and ending June 30, 2022, together with an itemized statement of the estimated needs thereof for the fiscal year beginning July 1, 2022 and ending June 30, 2023. The same have been prepared in conformity to Statute, in relation to which be it further noted that:

1. We, the members of the Board of County Commissioners of said County and State, do hereby certify that the statements herein submitted show the true and correct conditions of the fiscal affairs of said County for the fiscal year ending June 30, 2022, that said statements comprise a "full and accurate statement of the assessments, receipts and expenditures of the preceding year, made out in detail under separate heads" as required by 19 O.S. 1991 Section 345; that said preparation was had at an official session of said Board, begun on the first Monday in July, 2022 pursuant to the provisions of 68 O.S. 1991 Section 3002.
2. And we further certify that the estimates of the several amounts necessary for current expenses for the fiscal year beginning July 1, 2022 and ending June 30, 2023 as shown under "Schedule 8" were prepared and filed with the Board of County Commissioners as of the first Monday in July 2022, that the same have been correctly entered, and that all estimates made are entered as certified by Department Heads for the respective purposes herein set out. We further certify that the sums requested for salaries of county officers and the deputies are calculated and based upon authority of salary statutes currently effective and applicable in this county.
3. We further certify that the estimated income from sources other than ad valorem tax, shown on "Schedule 4", may reasonably be expected to be collected as a revenue during the ensuing fiscal year, and is not in excess of the 90% of the amounts collected for the same sources during the fiscal year ending June 30, 2022.

Dated at the office of the County Clerk, at McAlester, Oklahoma,
this 20th day of October, 2022.

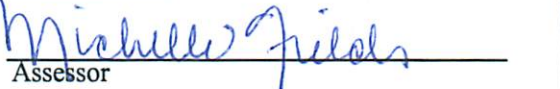

Chairman


County Clerk


Commissioner


Commissioner


Treasurer


Assessor


Court Clerk


Sheriff

Filed this 20th day of October, 2022
Secretary and Clerk of Excise Board, Pittsburg County, Oklahoma.

Independent Accountant's Compilation Report

Honorable Board of County Commissioners

Pittsburg County, Oklahoma

Management is responsible for the accompanying 2021-2022 prescribed financial statements as of and for the fiscal year ended June 30, 2022, and the 2022-2023 Estimate of Needs (SA&I form 2631R97) and the Publication Sheet (SA&I form 2631R97) for Pittsburg County, included in accompanying prescribed form. We have performed a compilation engagement in accordance with Statements on Standards for Accounting and Review Services promulgated by the Accounting and Review Services Committee of the AICPA. We did not audit or review the prescribed financial statements, estimate of needs and publication sheet nor were we required to perform any procedures to verify the accuracy or completeness of the information provided by management. Accordingly, we do not express an opinion, a conclusion, nor provide any form of assurance on these prescribed financial statements.

The prescribed financial statements, estimate of needs and publication sheets forms are presented in accordance with the requirements prescribed by the Office of the Oklahoma State Auditor and Inspector per 68 OS § 3003.B as defined by 68 OS § 3004-3011 and are not intended to be a complete presentation of the County's assets and liabilities.

This report is intended solely for the information and use of management of Pittsburg County, Oklahoma, the Excise Board of Pittsburg County Oklahoma and for filing with the State Auditor and Inspector and is not intended to be and should not be used by anyone other than these specific parties.

AFFIDAVIT OF PUBLICATION

STATE OF OKLAHOMA, COUNTY OF PITTSBURG


Personally appeared before me, the undersigned Notary Public,
Hope Trammell County Clerk of the County and State aforesaid, who being first duly sworn according to law, deposes and says: That he/she complied with the law by having the financial statement for the fiscal year ending June 30, 2022, and the estimated needs and the estimated income from sources other than ad valorem taxes, for the fiscal year beginning July 1, 2022 and ending June 30, 2023 published in one issue of the McAlester News Capital a legally-qualified newspaper published - of general circulation, in said county (strike inapplicable phrase) a copy of which together with proof of publication is herewith attached marked Exhibit "Z" and made a part of hereof.

Hope Trammell
County Clerk

Subscribed and sworn to before me this 21st day of October, 2022.

Virginia O'Dell
Notary Public

7-24-23
My Commission Expires



AFFP

Pub Sheet \$220.00

Affidavit of Publication

STATE OF OKLAHOMA }
COUNTY OF PITTSBURG } SS

(Published in the McAlester News-Capital October 22nd, 2022.)

Lexey Lund, being duly sworn, says:

That she is Sales Representative of the McAlester News-Capital, 500 S 2nd in McAlester, OK, a daily newspaper of general circulation, printed and published in McAlester, Pittsburg County, Oklahoma; that the publication, a copy of which is attached hereto, was published in the said newspaper on the following dates:

October 22, 2022

That said newspaper was regularly issued and circulated on those dates.

SIGNED:

Lexey Lund


Sales Representative

Subscribed to and sworn to me this 22nd day of October 2022.

Phyllis D. Hurlbut

Phyllis D. Hurlbut, Notary, Pittsburg County, Oklahoma

My commission expires: March 26, 2025



03100041 00040386

ATTN: Hope TRAMMELL
PITTSBURG COUNTY CLERK (LI)
P.O. Box 3304
MCALESTER, OK 74502

(Published in the McAlester News-Capital October 22nd, 2022.)

PUBLICATION SHEET - PITTSBURG COUNTY, OKLAHOMA
 FINANCIAL STATEMENT OF THE VARIUS FUNDS FOR THE FISCAL YEAR ENDING JUNE 30, 2022, AND ESTIMATE OF NEEDS
 FOR THE FISCAL YEAR ENDING JUNE 30, 2023, OF THE GOVERNING BOARD OF
 PITTSBURG COUNTY, OKLAHOMA

Exhibit "Z"

Page 105

STATEMENT OF FINANCIAL CONDITION AS OF JUNE 30, 2022	General Fund	Health Fund	Sinking Fund
ASSETS:			
Cash Balance June 30, 2022	\$ 1,789,142.93	\$ 1,835,353.65	\$ -
Investments	\$ -	\$ -	\$ -
TOTAL ASSETS	\$ 1,789,142.93	\$ 1,835,353.65	\$ -
LIABILITIES AND RESERVES:			
Warrants Outstanding	\$ -	\$ -	\$ -
Reserves for Interest on Warrants	\$ -	\$ -	\$ -
Reserves from Schedule 8	\$ 136,983.31	\$ 116,490.62	\$ -
TOTAL LIABILITIES AND RESERVES	\$ 136,983.31	\$ 116,490.62	\$ -
CASH FUND BALANCE (Deficit) JUNE 30, 2022	\$ 1,652,159.62	\$ 1,718,863.03	\$ -
ESTIMATE OF NEEDS FOR FISCAL YEAR ENDING JUNE 30, 2023			
Grand Total Current Expense Needs	\$ 7,177,430.66	\$ 2,847,171.71	\$ -
Reserves for Interest on Warrants & Revaluation	\$ -	\$ -	\$ -
Total Required	\$ 7,177,430.66	\$ 2,847,171.71	\$ -
FINANCED:			
Cash Fund Balance	\$ 1,652,159.62	\$ 1,718,863.03	\$ -
Revenues Approved by Excise Board	\$ 1,338,168.75	\$ 82,546.44	\$ -
Total Deductions	\$ 2,990,328.37	\$ 1,801,409.47	\$ -
Balance to Raise from Ad Valorem Tax	\$ 4,187,102.29	\$ 1,045,762.24	\$ -

CERTIFICATE - GOVERNING BOARD

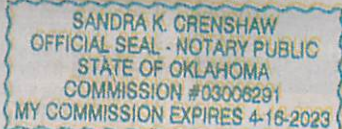
STATE OF OKLAHOMA, COUNTY OF PITTSBURG, ss:

We, the undersigned duly elected, qualified Governing Officers of Pittsburg County, Oklahoma, do hereby certify that at a meeting of the Governing Body of the said County, begun at the time provided by law for Counties and pursuant to the provisions of 68 O.S. 1991 Sec. 3002, the foregoing statement was prepared and is true and correct condition of the Financial Affairs of said County as reflected by the record of the County Clerk and Treasurer. We further certify that the foregoing estimate for current expenses for the fiscal year beginning July 1, 2022, and ending June 30, 2023, as shown are reasonably necessary for the proper conduct of the affairs of the said County, that the Estimate Income to be derived from sources other than ad valorem taxation does not exceed the lawfully authorized ration of the revenue derived from the same sources during the preceeding fiscal year.

[Signature] Chairman of Board
[Signature] County Clerk Seal

[Signature] Commissioner
 Subscribed and sworn as before me this 20th day of October, 2022.

[Signature] Commissioner
[Signature] Notary Public



COUNTY GENERAL COVERING THE PERIOD 7/1/2021 TO 6/30/2022
ESTIMATE OF NEEDS FOR 2022-2023

EXHIBIT A

Schedule 1, Current Balance Sheet - June 30, 2022		Amount
ASSETS:		
Cash Balance June 30, 2022	\$	1,789,142.93
Investments	\$	-
TOTAL ASSETS	\$	1,789,142.93
LIABILITIES AND RESERVES:		
Warrants Outstanding	\$	-
Reserve for Interest on Warrants	\$	-
Reserves From Schedule 8	\$	136,983.31
TOTAL LIABILITIES AND RESERVES	\$	136,983.31
CASH FUND BALANCE JUNE 30, 2022	\$	1,652,159.62
TOTAL LIABILITIES, RESERVES AND CASH FUND BALANCE	\$	1,789,142.93

Schedule 2, Revenue and Requirements for 2021-2022		
	Detail	Total
REVENUE:		
Adjusted Cash Balance June 30, 2021	\$ 1,564,232.41	
Cash Fund Balance Transferred From Prior Years	\$ 74,730.20	
All Ad Valorem Tax Apportioned	\$ 4,314,773.27	
Miscellaneous Revenue Apportioned	\$ 1,488,992.13	
TOTAL REVENUE		\$ 7,442,728.01
REQUIREMENTS:		
Claims Paid by Warrants Issued	\$ 5,653,585.08	
Reserves From Schedule 8	\$ 136,983.31	
Interest Paid on Warrants	\$ -	
Reserve for Interest on Warrants	\$ -	
TOTAL REQUIREMENTS		\$ 5,790,568.39
ADD: CASH FUND BALANCE AS PER BALANCE SHEET JUNE 30, 2022		\$ 1,652,159.62
TOTAL REQUIREMENTS AND CASH FUND BALANCE		\$ 7,442,728.01

Schedule 3, Cash Fund Balance Analysis - June 30, 2022		Amount
ADDITIONS:		
Miscellaneous Revenue Collected in Excess with Transfer Adjustments	\$	137,044.52
Warrants Estopped, Cancelled or Converted	\$	-
Fiscal Year 2021-2022 Lapsed Appropriations	\$	1,205,282.03
Fiscal Year 2020-2021 Lapsed Appropriations	\$	74,730.20
Ad Valorem Tax Collections in Excess of Estimate	\$	265,016.77
TOTAL ADDITIONS	\$	1,682,073.52
DEDUCTIONS:		
Supplemental Appropriations	\$	29,913.90
Current Tax in Process of Collection	\$	-
TOTAL DEDUCTIONS	\$	29,913.90
Cash Fund Balance as per Balance Sheet June 30, 2022	\$	1,652,159.62

COUNTY GENERAL COVERING THE PERIOD 7/1/2021 TO 6/30/2022
ESTIMATE OF NEEDS FOR 2022-2023

EXHIBIT A

Schedule 4: Revenue	2020-2021 Account	2021-2022 Account		
SOURCE	Actually Collected	Amount Estimated	Actually Collected	Over (Under)
Ad Valorem Taxes				
9001 Current Tax	\$ 4,266,426.03	\$ 4,049,756.50	\$ 4,205,253.40	\$ 155,496.90
9002 Prior Year	\$ 105,903.11	\$ -	\$ 78,282.15	\$ 78,282.15
9003 Back Year	\$ 28,084.06		\$ 31,237.72	\$ 31,237.72
Ad Valorem Tax Total	\$ 4,400,413.20	\$ 4,049,756.50	\$ 4,314,773.27	\$ 265,016.77
9000, Interest, Mortgage Tax				
9007 Interest Certificates of Deposits	\$ 638.00	\$ 574.20	\$ 32,161.42	\$ 31,587.22
9009 Interest Unapportion	\$ 11,935.71	\$ 10,742.14	\$ 3,727.82	\$ (7,014.32)
Total for Interest, Mortgage Tax	\$ 12,573.71	\$ 11,316.34	\$ 35,889.24	\$ 24,572.90
9100, Local Revenues				
9101 911 Phone fees	\$ 6.00	\$ 5.40	\$ -	\$ (5.40)
9104 Motor Vehicle Auto Stamps	\$ 23,132.15	\$ 20,818.94	\$ 21,262.57	\$ 443.63
9106 County Clerk Fees	\$ 307,140.38	\$ 276,426.33	\$ 346,704.08	\$ 70,277.75
9107 Court Clerk Fees	\$ 144.60	\$ 130.14	\$ -	\$ (130.14)
9112 Farm Implements	\$ 965.48	\$ 868.93	\$ 526.86	\$ (342.07)
9120 5-yr Manufacturing Exemption Reimbursement	\$ 8,722.08	\$ 7,849.87	\$ 2,615.29	\$ (5,234.58)
9123 Rebates	\$ 596.32	\$ 536.69	\$ 1,096.53	\$ 559.84
9125 Tax Increment Financing (TIF)	\$ 4,136.92	\$ 3,723.23	\$ -	\$ (3,723.23)
9126 Treasurer Service - School Deputy	\$ -	\$ -	\$ 32,000.00	\$ 32,000.00
9127 Treasurer Fees	\$ 39,000.00	\$ 35,100.00	\$ 1,523.00	\$ (33,577.00)
9129 Visual Inspection	\$ 565,409.00	\$ 508,868.09	\$ 620,763.79	\$ 111,895.70
9130 Wildlife Fines	\$ 1,894.04	\$ 1,704.64	\$ 4,427.10	\$ 2,722.46
9132 Fines & Fees (Local)	\$ -	\$ -	\$ 24.37	\$ 24.37
9148 Other Fees	\$ 158.25	\$ 142.43	\$ 150.75	\$ 8.32
Total for Local Revenues	\$ 951,305.22	\$ 856,174.69	\$ 1,031,094.34	\$ 174,919.65
9200, State Revenues				
9202 District Attorney State Reimbursement	\$ 33,603.42	\$ 30,243.08	\$ 46,262.68	\$ 16,019.60
9203 Election Board Secretary Reimbursements	\$ 48,392.16	\$ 43,552.94	\$ 44,359.48	\$ 806.54
9204 Grants - State	\$ 18,562.00	\$ 16,705.80	\$ -	\$ (16,705.80)
9221 Payment In lieu of Taxes	\$ 4,022.01	\$ 3,619.81	\$ 20,563.55	\$ 16,943.74
9224 State Land Reimbursement	\$ -	\$ -	\$ 88.11	\$ 88.11
9225 Election Reimbursements	\$ 7,295.12	\$ 6,565.61	\$ 9,211.09	\$ 2,645.48
9235 OTC-Motor Vehicle COCG	\$ 72,871.32	\$ 65,584.19	\$ 73,025.75	\$ 7,441.56
9236 State Disaster Reimbursement	\$ -	\$ -	\$ 2,378.29	\$ 2,378.29
Total for State Revenues	\$ 184,746.03	\$ 166,271.43	\$ 195,888.95	\$ 29,617.52
9300, Federal Revenues				
9305 Federal Emergency Management Assistance	\$ 7,150.64	\$ 6,435.58	\$ -	\$ (6,435.58)
9311 Flood Control	\$ 25,102.18	\$ 22,591.96	\$ 13,996.71	\$ (8,595.25)
9314 US Department of Interior	\$ 175,342.00	\$ 157,807.80	\$ 179,623.00	\$ 21,815.20
9317 CARES Act	\$ 79,184.88	\$ 71,266.39	\$ -	\$ (71,266.39)
Total for Federal Revenues	\$ 286,779.70	\$ 258,101.73	\$ 193,619.71	\$ (64,482.02)
9400, Miscellaneous Revenues				
9407 Reimbursements of Expenditures	\$ 8,041.94	\$ 7,237.75	\$ 31,892.41	\$ 24,654.66
9412 Sale of County Owned Property	\$ -	\$ -	\$ 563.50	\$ 563.50
9415 Miscellaneous	\$ 59,841.10	\$ 53,856.99	\$ -	\$ (53,856.99)
9418 Miscellaneous Sale Tax Receipts	\$ -	\$ -	\$ 43.98	\$ 43.98
Total for Miscellaneous Revenues	\$ 67,883.04	\$ 61,094.74	\$ 32,499.89	\$ (28,594.85)
TOTAL REVENUES FOR THE COUNTY GENERAL FUND				
Total Unrestricted Revenue	\$ 1,503,287.70	\$ 1,352,958.93	\$ 1,488,992.13	\$ 136,033.20
9216 OTC - Sales Tax	\$ -	\$ -	\$ -	\$ -
Restricted - Sales Tax Interest	\$ -	\$ -	\$ -	\$ -
Total Miscellaneous County General	\$ 1,503,287.70	\$ 1,352,958.93	\$ 1,488,992.13	\$ 136,033.20
Ad Valorem Tax	\$ 4,400,413.20	\$ 4,049,756.50	\$ 4,314,773.27	\$ 265,016.77
Grand Total of All Revenues	\$ 5,903,700.90	\$ 5,402,715.43	\$ 5,803,765.40	\$ 401,049.97

COUNTY GENERAL COVERING THE PERIOD 7/1/2021 TO 6/30/2022
ESTIMATE OF NEEDS FOR 2022-2023

EXHIBIT A

Schedule 4: Revenue	Basis & Limit of Ensuing Estimate	2022-2023 Account	
SOURCE		Estimated by Governing Board	Approved by Excise Board
Ad Valorem Taxes			
9001 Current Tax	99.57%	\$ 4,187,102.29	\$ 4,187,102.29
9002 Prior Year			
9003 Back Year			
Ad Valorem Tax Total		\$ 4,187,102.29	\$ 4,187,102.29
9000, Interest, Mortgage Tax			
9007 Interest Certificates of Deposits	90.00%	\$ 28,945.28	\$ 28,945.28
9009 Interest Unapportion	90.00%	\$ 3,355.04	\$ 3,355.04
Total for Interest, Mortgage Tax		\$ 32,300.32	\$ 32,300.32
9100, Local Revenues			
9101 911 Phone fees	90.00%	\$ -	
9104 Motor Vehicle Auto Stamps	90.00%	\$ 19,136.31	\$ 19,136.31
9106 County Clerk Fees	90.00%	\$ 312,033.67	\$ 312,033.67
9107 Court Clerk Fees	0.00%	\$ -	\$ -
9112 Farm Implements	90.00%	\$ 474.17	\$ 474.17
9120 5-yr Manufacturing Exemption Reimbursement	90.00%	\$ 2,353.76	\$ 2,353.76
9123 Rebates	90.00%	\$ 986.88	\$ 986.88
9125 Tax Increment Financing (TIF)	0.00%	\$ -	\$ -
9126 Treasurer Service - School Deputy	90.00%	\$ 28,800.00	\$ 28,800.00
9127 Treasurer Fees	90.00%	\$ 1,370.70	\$ 1,370.70
9129 Visual Inspection	89.69%	\$ 556,763.24	\$ 556,763.24
9130 Wildlife Fines	90.00%	\$ 3,984.39	\$ 3,984.39
9132 Fines & Fees (Local)	90.00%	\$ 21.93	\$ 21.93
9148 Other Fees	90.00%	\$ 135.68	\$ 135.68
Total for Local Revenues		\$ 926,060.73	\$ 926,060.73
9200, State Revenues			
9202 District Attorney State Reimbursement	90.00%	\$ 41,636.41	\$ 41,636.41
9203 Election Board Secretary Reimbursements	90.00%	\$ 39,923.53	\$ 39,923.53
9204 Grants - State	0.00%	\$ -	\$ -
9221 Payment In lieu of Taxes	90.00%	\$ 18,507.20	\$ 18,507.20
9224 State Land Reimbursement	90.00%	\$ 79.30	\$ 79.30
9225 Election Reimbursements	90.00%	\$ 8,289.98	\$ 8,289.98
9235 OTC-Motor Vehicle COCG	90.00%	\$ 65,723.18	\$ 65,723.18
9236 State Disaster Reimbursement	90.00%	\$ 2,140.46	\$ 2,140.46
Total for State Revenues		\$ 176,300.06	\$ 176,300.06
9300, Federal Revenues			
9305 Federal Emergency Management Assistance	0.00%	\$ -	\$ -
9311 Flood Control	90.00%	\$ 12,597.04	\$ 12,597.04
9314 US Department of Interior	90.00%	\$ 161,660.70	\$ 161,660.70
9317 CARES Act	0.00%	\$ -	\$ -
Total for Federal Revenues		\$ 174,257.74	\$ 174,257.74
9400, Miscellaneous Revenues			
9407 Reimbursements of Expenditures	90.00%	\$ 28,703.17	\$ 28,703.17
9412 Sale of County Owned Property	90.00%	\$ 507.15	\$ 507.15
9415 Miscellaneous	0.00%	\$ -	\$ -
9418 Miscellaneous Sale Tax Receipts	90.00%	\$ 39.58	\$ 39.58
Total for Miscellaneous Revenues		\$ 29,249.90	\$ 29,249.90
TOTAL REVENUES FOR THE COUNTY GENERAL FUND			
Total Unrestricted Revenue	89.87%	\$ 1,338,168.75	\$ 1,338,168.75
9216 OTC - Sales Tax	0.00%	\$ -	\$ -
Restricted - Sales Tax Interest	90.00%	\$ -	\$ -
Total Miscellaneous County General		\$ 1,338,168.75	\$ 1,338,168.75
Ad Valorem Tax		\$ 4,187,102.29	\$ 4,187,102.29
Grand Total of All Revenues		\$ 5,525,271.04	\$ 5,525,271.04

COUNTY GENERAL COVERING THE PERIOD 7/1/2021 TO 6/30/2022
ESTIMATE OF NEEDS FOR 2022-2023

EXHIBIT A

Schedule 4: Revenue	2020-2021 Account	2021-2022 Account		
SOURCE	Actually Collected	Amount Estimated	Actually Collected	Over (Under)
0000, , cont'd				

COUNTY GENERAL COVERING THE PERIOD 7/1/2021 TO 6/30/2022
ESTIMATE OF NEEDS FOR 2022-2023

EXHIBIT A

Schedule 4: Revenue	Basis & Limit of Ensuing Estimate	2022-2023 Account	
SOURCE		Estimated by Governing Board	Approved by Excise Board
0000, , cont'd			
Surplus Cash from Schedule 3		\$ 1,652,159.62	\$ 1,652,159.62
Total Budget for General Fund		\$ 7,177,430.66	\$ 7,177,430.66

COUNTY GENERAL COVERING THE PERIOD 7/1/2021 TO 6/30/2022
ESTIMATE OF NEEDS FOR 2022-2023

EXHIBIT A

Schedule 5: County General Fund Balance Sheet of Current and All Prior Years		
CURRENT AND ALL PRIOR YEARS	2021-22	PRE-2021
Cash Balance Reported to Excise Board June 30, 2021	\$ -	\$ 1,769,883.14
Opening Balance from Prior Year	\$ 1,563,221.09	\$ 1,563,221.09
Cash Fund Balance Transferred Out	\$ -	\$ -
Cash Fund Balance Transferred In	\$ 1,011.32	\$ -
Adjusted Cash Balance	\$ 1,564,232.41	\$ 206,662.05
Ad Valorem Tax Apportioned	\$ 4,314,773.27	\$ -
Miscellaneous Revenue (Schedule 4)	\$ 1,488,992.13	\$ -
Cash Fund Balance Forward From Preceding Year	\$ 74,730.20	\$ -
Prior Expenditures Recovered	\$ -	\$ -
TOTAL RECEIPTS	\$ 5,878,495.60	\$ -
TOTAL RECEIPTS AND BALANCE	\$ 7,442,728.01	\$ 206,662.05
Warrants of Year in Caption	\$ 5,653,585.08	\$ 131,931.85
Interest Paid Thereon	\$ -	\$ -
TOTAL DISBURSEMENTS	\$ 5,653,585.08	\$ 131,931.85
CASH BALANCE AND INVESTMENTS JUNE 30, 2022	\$ 1,789,142.93	\$ 74,730.20
Reserve for Warrants Outstanding	\$ -	\$ -
Reserve for Interest on Warrants	\$ -	\$ -
Reserves From Schedule 8	\$ 136,983.31	\$ -
TOTAL LIABILITES AND RESERVE	\$ 136,983.31	\$ -
DEFICIT:	\$ -	\$ -
CASH BALANCE FORWARD TO NEXT YEAR	\$ 1,652,159.62	\$ 74,730.20

Schedule 6: County General Fund Warrant Account of Current and All Prior Years			
CURRENT AND ALL PRIOR YEARS	2021-22	PRE-2021	Total
Warrants Outstanding June 30 of Year in Caption	\$ -	\$ -	\$ -
Warrants Registered During Year	\$ 5,653,585.08	\$ 131,931.85	\$ 5,785,516.93
TOTAL	\$ 5,653,585.08	\$ 131,931.85	\$ 5,785,516.93
Warrants Paid During Year	\$ 5,653,585.08	\$ 131,931.85	\$ 5,785,516.93
Warrants Converted to Bonds or Judgements	\$ -	\$ -	\$ -
Warrants Cancelled	\$ -	\$ -	\$ -
Warrants Estopped by Statute	\$ -	\$ -	\$ -
TOTAL WARRANTS RETIRED	\$ 5,653,585.08	\$ 131,931.85	\$ 5,785,516.93
TOTAL WARRANTS OUTSTANDING JUNE 30, 2022	\$ -	\$ -	\$ -

Schedule 7: 2021 Ad Valorem Tax Account			
2021 Net Valuation Cert. To County Excise Board	\$ 431,242,222.00	10.330 Mills	Amount
Total Proceeds of Levy as Certified			\$ 4,454,732.15
Additions:			\$ -
Deductions:			\$ -
Gross Balance Tax			\$ 4,454,732.15
Less Reserve for Delinquent Tax		Prior Year Percent for Delinquency 10%	\$ 404,975.65
Reserve for Protest Pending			\$ -
Balance Available Tax			\$ 4,049,756.50
Deduct 2021 Tax Apportioned			\$ 4,205,253.40
Net Balance 2021 Tax in Process of Collection			\$ -
Excess Collections			\$ 155,496.90

Schedule 9: County General Fund Summary of Expenses				
Total for Expenses	Net Appropriations July 1, 2022	Warrants Issued	Reserves	Approved by County Excise Board
1100 Total Salaries	\$ 3,419,674.09	\$ 3,306,643.17	\$ -	\$ 3,672,707.31
1200 Fringe Benefits	\$ 1,205,711.75	\$ 1,122,213.44	\$ -	\$ 1,192,339.16
1300 Travel Related	\$ 94,628.00	\$ 62,101.64	\$ 3,710.55	\$ 112,700.00
2000 Total Maintenance & Operations	\$ 1,710,063.31	\$ 1,013,811.59	\$ 98,927.39	\$ 1,768,308.34
4100 Total Machinery & Equipment, Capital Outlay	\$ 565,773.27	\$ 148,815.24	\$ 34,345.37	\$ 431,375.85

COUNTY GENERAL COVERING THE PERIOD 7/1/2021 TO 6/30/2022
ESTIMATE OF NEEDS FOR 2022-2023

EXHIBIT A

Schedule 8: Report Of Prior Year's Expenditures				
DEPARTMENTS OF GOVERNMENT APPROPRIATED ACCOUNTS	FISCAL YEAR ENDING JUNE 30, 2021			FY ENDING JUNE, 30 2022
	Reserves 6-30-2021	Warrants Since Issued	Balance Lapsed Appropriations	Original Appropriations
Dept: 0100, District Attorney				
1110 Full time salaries	\$ -	\$ -	\$ -	\$ -
1310 Travel	\$ -	\$ -	\$ -	\$ 1,000.00
2005 Maintenance & Operation	\$ 6,310.04	\$ 6,223.68	\$ 86.36	\$ 55,500.00
4110 Capital Outlay	\$ -	\$ -	\$ -	\$ 32,000.00
Total for District Attorney	\$ 6,310.04	\$ 6,223.68	\$ 86.36	\$ 88,500.00
Dept: 0400, Sheriff				
1110 Full time salaries	\$ -	\$ -	\$ -	\$ 648,655.67
1310 Travel	\$ 436.00	\$ 436.00	\$ -	\$ 4,000.00
2005 Maintenance & Operation	\$ 7,860.00	\$ 8,541.37	\$ (681.37)	\$ 100,000.00
2012 Food Cost for Prisoners	\$ 745.47	\$ 748.21	\$ (2.74)	\$ 50,000.00
4110 Capital Outlay	\$ 16,999.00	\$ 16,999.00	\$ -	\$ 3,000.00
4130 Lease/Rentals	\$ -	\$ -	\$ -	\$ 10,500.00
Total for Sheriff	\$ 26,040.47	\$ 26,724.58	\$ (684.11)	\$ 816,155.67
Dept: 0401, Dispatchers				
1110 Full time salaries	\$ -	\$ -	\$ -	\$ 281,558.58
Total for Dispatchers	\$ -	\$ -	\$ -	\$ 281,558.58
Dept: 0500, Expo Center				
1110 Full time salaries	\$ -	\$ -	\$ -	\$ 88,531.62
1310 Travel	\$ -	\$ -	\$ -	\$ 2,000.00
2005 Maintenance & Operation	\$ 161.06	\$ 161.06	\$ -	\$ 10,000.00
4110 Capital Outlay	\$ -	\$ -	\$ -	\$ 10,000.00
Total for Expo Center	\$ 161.06	\$ 161.06	\$ -	\$ 110,531.62
Dept: 0501, Regional Expo & Fair				
2005 Maintenance & Operation	\$ -	\$ -	\$ -	\$ -
Total for Regional Expo & Fair	\$ -	\$ -	\$ -	\$ -
Dept: 0600, Treasurer				
1110 Full time salaries	\$ -	\$ -	\$ -	\$ 192,157.14
1310 Travel	\$ -	\$ -	\$ -	\$ 6,500.00
2005 Maintenance & Operation	\$ 144.00	\$ 144.00	\$ -	\$ 20,000.00
4110 Capital Outlay	\$ -	\$ -	\$ -	\$ 5,000.00
Total for Treasurer	\$ 144.00	\$ 144.00	\$ -	\$ 223,657.14
Dept: 0800, Commissioners				
1110 Full time salaries	\$ -	\$ -	\$ -	\$ 309,269.41
1310 Travel	\$ 176.02	\$ 176.02	\$ -	\$ 2,000.00
2005 Maintenance & Operation	\$ 763.25	\$ 620.75	\$ 142.50	\$ 25,000.00
4110 Capital Outlay	\$ 1,576.00	\$ 1,576.00	\$ -	\$ 2,000.00
Total for Commissioners	\$ 2,515.27	\$ 2,372.77	\$ 142.50	\$ 338,269.41
Dept: 0900, OSU Extension				
1110 Full time salaries	\$ -	\$ -	\$ -	\$ 208,000.00
1310 Travel	\$ 1,645.05	\$ 1,645.05	\$ -	\$ 19,500.00
2005 Maintenance & Operation	\$ 11,661.78	\$ 11,546.60	\$ 115.18	\$ 25,000.00
4110 Capital Outlay	\$ 5,239.17	\$ 5,239.17	\$ -	\$ 4,500.00
Total for OSU Extension	\$ 18,546.00	\$ 18,430.82	\$ 115.18	\$ 257,000.00
Dept: 1000, County Clerk				
1110 Full time salaries	\$ -	\$ -	\$ -	\$ 329,531.63
1310 Travel	\$ -	\$ -	\$ -	\$ 8,000.00
2005 Maintenance & Operation	\$ 11,815.30	\$ 11,778.06	\$ 37.24	\$ 80,000.00
4110 Capital Outlay	\$ 8,800.50	\$ 8,575.50	\$ 225.00	\$ 10,000.00
Total for County Clerk	\$ 20,615.80	\$ 20,353.56	\$ 262.24	\$ 427,531.63

COUNTY GENERAL COVERING THE PERIOD 7/1/2021 TO 6/30/2022
ESTIMATE OF NEEDS FOR 2022-2023

EXHIBIT A

Schedule 8: Report Of Prior Year's Expenditures						
FISCAL YEAR ENDING JUNE 30, 2022					FISCAL YEAR 2022-2023	
Supplemental Adjustments	Net Amount of Appropriations	Warrants Issued	Reserves	Lapsed Balance Known to be Unencumbered	Needs as Estimated by Governing Board	Approved by County Excise Board
Dept: 0100, District Attorney						
\$ -	\$ -	\$ -	\$ -	\$ -	\$ -	\$ -
\$ -	\$ 1,000.00	\$ -	\$ -	\$ 1,000.00	\$ -	\$ -
\$ -	\$ 55,500.00	\$ 41,688.69	\$ 5,218.36	\$ 8,592.95	\$ 70,000.00	\$ 70,000.00
\$ -	\$ 32,000.00	\$ 31,150.00	\$ -	\$ 850.00	\$ 43,000.00	\$ 43,000.00
\$ -	\$ 88,500.00	\$ 72,838.69	\$ 5,218.36	\$ 10,442.95	\$ 113,000.00	\$ 113,000.00
Dept: 0400, Sheriff						
\$ -	\$ 648,655.67	\$ 647,378.91	\$ -	\$ 1,276.76	\$ 683,728.04	\$ 683,728.04
\$ -	\$ 4,000.00	\$ 1,847.48	\$ 300.00	\$ 1,852.52	\$ 4,000.00	\$ 4,000.00
\$ 23,000.00	\$ 123,000.00	\$ 101,301.29	\$ 21,415.60	\$ 283.11	\$ 123,000.00	\$ 123,000.00
\$ 10,000.00	\$ 60,000.00	\$ 59,762.57	\$ -	\$ 237.43	\$ 60,000.00	\$ 60,000.00
\$ -	\$ 3,000.00	\$ 850.00	\$ 1,139.98	\$ 1,010.02	\$ 3,000.00	\$ 3,000.00
\$ -	\$ 10,500.00	\$ 10,500.00	\$ -	\$ -	\$ -	\$ -
\$ 33,000.00	\$ 849,155.67	\$ 821,640.25	\$ 22,855.58	\$ 4,659.84	\$ 873,728.04	\$ 873,728.04
Dept: 0401, Dispatchers						
\$ -	\$ 281,558.58	\$ 280,054.63	\$ -	\$ 1,503.95	\$ 309,601.40	\$ 309,601.40
\$ -	\$ 281,558.58	\$ 280,054.63	\$ -	\$ 1,503.95	\$ 309,601.40	\$ 309,601.40
Dept: 0500, Expo Center						
\$ -	\$ 88,531.62	\$ 63,420.90	\$ -	\$ 25,110.72	\$ 124,182.89	\$ 124,182.89
\$ -	\$ 2,000.00	\$ -	\$ -	\$ 2,000.00	\$ 4,000.00	\$ 4,000.00
\$ -	\$ 10,000.00	\$ 3,033.53	\$ -	\$ 6,966.47	\$ 25,000.00	\$ 25,000.00
\$ -	\$ 10,000.00	\$ -	\$ -	\$ 10,000.00	\$ -	\$ -
\$ -	\$ 110,531.62	\$ 66,454.43	\$ -	\$ 44,077.19	\$ 153,182.89	\$ 153,182.89
Dept: 0501, Regional Expo & Fair						
\$ -	\$ -	\$ -	\$ -	\$ -	\$ 10,000.00	\$ 10,000.00
\$ -	\$ -	\$ -	\$ -	\$ -	\$ 10,000.00	\$ 10,000.00
Dept: 0600, Treasurer						
\$ 3,605.00	\$ 195,762.14	\$ 195,635.28	\$ -	\$ 126.86	\$ 200,532.31	\$ 200,532.31
\$ -	\$ 6,500.00	\$ 6,459.00	\$ -	\$ 41.00	\$ 6,500.00	\$ 6,500.00
\$ -	\$ 20,000.00	\$ 17,742.02	\$ 703.47	\$ 1,554.51	\$ 20,000.00	\$ 20,000.00
\$ (3,605.00)	\$ 1,395.00	\$ -	\$ -	\$ 1,395.00	\$ 5,000.00	\$ 5,000.00
\$ -	\$ 223,657.14	\$ 219,836.30	\$ 703.47	\$ 3,117.37	\$ 232,032.31	\$ 232,032.31
Dept: 0800, Commissioners						
\$ 2,189.00	\$ 311,458.41	\$ 311,458.32	\$ -	\$ 0.09	\$ 316,133.09	\$ 316,133.09
\$ -	\$ 2,000.00	\$ 1,991.31	\$ -	\$ 8.69	\$ 3,000.00	\$ 3,000.00
\$ (4,000.00)	\$ 21,000.00	\$ 20,910.46	\$ 85.00	\$ 4.54	\$ 25,000.00	\$ 25,000.00
\$ 4,000.00	\$ 6,000.00	\$ 5,950.00	\$ -	\$ 50.00	\$ 6,000.00	\$ 6,000.00
\$ 2,189.00	\$ 340,458.41	\$ 340,310.09	\$ 85.00	\$ 63.32	\$ 350,133.09	\$ 350,133.09
Dept: 0900, OSU Extension						
\$ -	\$ 208,000.00	\$ 207,999.96	\$ -	\$ 0.04	\$ 208,000.00	\$ 208,000.00
\$ (5,387.16)	\$ 14,112.84	\$ 9,002.74	\$ 1,419.26	\$ 3,690.84	\$ 19,500.00	\$ 19,500.00
\$ 5,387.16	\$ 30,387.16	\$ 21,354.88	\$ 9,019.91	\$ 12.37	\$ 25,000.00	\$ 25,000.00
\$ -	\$ 4,500.00	\$ 587.88	\$ 3,833.74	\$ 78.38	\$ 4,500.00	\$ 4,500.00
\$ -	\$ 257,000.00	\$ 238,945.46	\$ 14,272.91	\$ 3,781.63	\$ 257,000.00	\$ 257,000.00
Dept: 1000, County Clerk						
\$ -	\$ 329,531.63	\$ 327,231.44	\$ -	\$ 2,300.19	\$ 348,779.45	\$ 348,779.45
\$ -	\$ 8,000.00	\$ 7,103.11	\$ -	\$ 896.89	\$ 8,000.00	\$ 8,000.00
\$ 117.28	\$ 80,117.28	\$ 61,963.64	\$ 16,797.80	\$ 1,355.84	\$ 80,000.00	\$ 80,000.00
\$ -	\$ 10,000.00	\$ 1,411.00	\$ 7,387.65	\$ 1,201.35	\$ 10,000.00	\$ 10,000.00
\$ 117.28	\$ 427,648.91	\$ 397,709.19	\$ 24,185.45	\$ 5,754.27	\$ 446,779.45	\$ 446,779.45

COUNTY GENERAL COVERING THE PERIOD 7/1/2021 TO 6/30/2022
ESTIMATE OF NEEDS FOR 2022-2023

EXHIBIT A

Schedule 8: Report Of Prior Year's Expenditures				
DEPARTMENTS OF GOVERNMENT APPROPRIATED ACCOUNTS	FISCAL YEAR ENDING JUNE 30, 2021			FY ENDING JUNE, 30 2022
	Reserves 6-30-2021	Warrants Since Issued	Balance Lapsed Appropriations	Original Appropriations
Dept: 1400, Court Clerk				
1110 Full time salaries	\$ -	\$ -	\$ -	\$ 277,360.05
1310 Travel	\$ 616.00	\$ 576.00	\$ 40.00	\$ 8,000.00
2005 Maintenance & Operation	\$ -	\$ -	\$ -	\$ 1.00
4110 Capital Outlay	\$ -	\$ -	\$ -	\$ 1.00
Total for Court Clerk	\$ 616.00	\$ 576.00	\$ 40.00	\$ 285,362.05
Dept: 1600, Assessor				
1110 Full time salaries	\$ -	\$ -	\$ -	\$ 289,632.15
1310 Travel	\$ 1,703.95	\$ 1,703.95	\$ -	\$ 15,700.00
2005 Maintenance & Operation	\$ 2,888.48	\$ 2,703.45	\$ 185.03	\$ 19,150.00
4110 Capital Outlay	\$ -	\$ -	\$ -	\$ 1.00
Total for Assessor	\$ 4,592.43	\$ 4,407.40	\$ 185.03	\$ 324,483.15
Dept: 1700, Visual Inspection				
1110 Full time salaries	\$ -	\$ -	\$ -	\$ 368,183.63
1130 Part Time salaries	\$ -	\$ -	\$ -	\$ 16,147.50
1221 OPERS - County portion	\$ -	\$ -	\$ -	\$ 56,433.16
1222 Health Insurance	\$ -	\$ -	\$ -	\$ 70,686.00
1233 Unemployment Compensation	\$ -	\$ -	\$ -	\$ 2,400.00
1234 Workers Compensation	\$ -	\$ -	\$ -	\$ 3,397.59
1310 Travel	\$ 576.00	\$ 576.00	\$ -	\$ 30,000.00
2005 Maintenance & Operation	\$ 915.69	\$ 548.64	\$ 367.05	\$ 14,050.00
2020 Professional Services	\$ -	\$ -	\$ -	\$ 112,023.00
4110 Capital Outlay	\$ 48,113.32	\$ 4,119.32	\$ 43,994.00	\$ 61,943.17
Total for Visual Inspection	\$ 49,605.01	\$ 5,243.96	\$ 44,361.05	\$ 735,264.05
Dept: 1800, Juvenile Shelter/Bureau				
2005 Maintenance & Operation	\$ -	\$ -	\$ -	\$ 35,000.00
Total for Juvenile Shelter/Bureau	\$ -	\$ -	\$ -	\$ 35,000.00
Dept: 2000, General Government				
1221 OPERS - County portion	\$ -	\$ -	\$ -	\$ 450,000.00
1233 Unemployment Compensation	\$ -	\$ -	\$ -	\$ 50,000.00
1234 Workers Compensation	\$ -	\$ -	\$ -	\$ 50,000.00
2005 Maintenance & Operation	\$ -	\$ -	\$ -	\$ 2,536.00
2011 Medical Care	\$ 1,800.00	\$ 1,656.00	\$ 144.00	\$ 50,000.00
2020 Professional Services	\$ -	\$ -	\$ -	\$ 10,000.00
2021 Contract Labor	\$ -	\$ -	\$ -	\$ 2,400.00
2065 Property Insurance	\$ -	\$ -	\$ -	\$ 156,346.00
2066 Other Insurance	\$ 600.00	\$ 600.00	\$ -	\$ 2,100.00
4110 Capital Outlay	\$ -	\$ -	\$ -	\$ -
Total for General Government	\$ 2,400.00	\$ 2,256.00	\$ 144.00	\$ 773,382.00
Dept: 2001, Dispatchers				
2010 Programs	\$ -	\$ -	\$ -	\$ 5,000.00
Total for Dispatchers	\$ -	\$ -	\$ -	\$ 5,000.00
Dept: 2100, Excise Equalization				
1110 Full time salaries	\$ -	\$ -	\$ -	\$ 7,000.00
1310 Travel	\$ -	\$ -	\$ -	\$ 3,000.00
2005 Maintenance & Operation	\$ -	\$ -	\$ -	\$ 1,000.00
Total for Excise Equalization	\$ -	\$ -	\$ -	\$ 11,000.00

COUNTY GENERAL COVERING THE PERIOD 7/1/2021 TO 6/30/2022
ESTIMATE OF NEEDS FOR 2022-2023

EXHIBIT A

Schedule 8: Report Of Prior Year's Expenditures						
FISCAL YEAR ENDING JUNE 30, 2022					FISCAL YEAR 2022-2023	
Supplemental Adjustments	Net Amount of Appropriations	Warrants Issued	Reserves	Lapsed Balance Known to be Unencumbered	Needs as Estimated by Governing Board	Approved by County Excise Board
Dept: 1400, Court Clerk						
\$ (14,181.34)	\$ 263,178.71	\$ 262,466.81	\$ -	\$ 711.90	\$ 306,673.15	\$ 306,673.15
\$ 33.00	\$ 8,033.00	\$ 7,556.83	\$ 476.00	\$ 0.17	\$ 10,000.00	\$ 10,000.00
\$ 2,561.95	\$ 2,562.95	\$ 2,562.95	\$ -	\$ -	\$ 600.00	\$ 600.00
\$ 11,586.39	\$ 11,587.39	\$ -	\$ 11,512.92	\$ 74.47	\$ 1.00	\$ 1.00
\$ 0.00	\$ 285,362.05	\$ 272,586.59	\$ 11,988.92	\$ 786.54	\$ 317,274.15	\$ 317,274.15
Dept: 1600, Assessor						
\$ -	\$ 289,632.15	\$ 289,173.66	\$ -	\$ 458.49	\$ 310,671.35	\$ 310,671.35
\$ -	\$ 15,700.00	\$ 11,207.54	\$ 1,036.80	\$ 3,455.66	\$ 15,700.00	\$ 15,700.00
\$ -	\$ 19,150.00	\$ 15,508.03	\$ 3,407.05	\$ 234.92	\$ 20,000.00	\$ 20,000.00
\$ -	\$ 1.00	\$ -	\$ -	\$ 1.00	\$ 1.00	\$ 1.00
\$ -	\$ 324,483.15	\$ 315,889.23	\$ 4,443.85	\$ 4,150.07	\$ 346,372.35	\$ 346,372.35
Dept: 1700, Visual Inspection						
\$ -	\$ 368,183.63	\$ 349,057.38	\$ -	\$ 19,126.25	\$ 391,436.03	\$ 391,436.03
\$ -	\$ 16,147.50	\$ -	\$ -	\$ 16,147.50	\$ 18,322.03	\$ 18,322.03
\$ -	\$ 56,433.16	\$ 52,722.20	\$ -	\$ 3,710.96	\$ 59,997.16	\$ 59,997.16
\$ -	\$ 70,686.00	\$ 67,378.50	\$ -	\$ 3,307.50	\$ 71,262.00	\$ 71,262.00
\$ -	\$ 2,400.00	\$ 2,050.20	\$ -	\$ 349.80	\$ 2,480.00	\$ 2,480.00
\$ -	\$ 3,397.59	\$ 2,113.60	\$ -	\$ 1,283.99	\$ 3,600.00	\$ 3,600.00
\$ (5,222.32)	\$ 24,777.68	\$ 12,787.20	\$ 414.72	\$ 11,575.76	\$ 30,000.00	\$ 30,000.00
\$ 5,222.32	\$ 19,272.32	\$ 16,728.19	\$ 1,320.00	\$ 1,224.13	\$ 17,650.00	\$ 17,650.00
\$ (3,745.00)	\$ 108,278.00	\$ 37,500.00	\$ -	\$ 70,778.00	\$ 112,023.00	\$ 112,023.00
\$ 43,994.00	\$ 105,937.17	\$ 43,994.00	\$ 868.79	\$ 61,074.38	\$ 61,075.38	\$ 61,075.38
\$ 40,249.00	\$ 775,513.05	\$ 584,331.27	\$ 2,603.51	\$ 188,578.27	\$ 767,845.60	\$ 767,845.60
Dept: 1800, Juvenile Shelter/Bureau						
\$ -	\$ 35,000.00	\$ 13,691.77	\$ -	\$ 21,308.23	\$ 35,000.00	\$ 35,000.00
\$ -	\$ 35,000.00	\$ 13,691.77	\$ -	\$ 21,308.23	\$ 35,000.00	\$ 35,000.00
Dept: 2000, General Government						
\$ -	\$ 450,000.00	\$ 409,607.40	\$ -	\$ 40,392.60	\$ 430,000.00	\$ 430,000.00
\$ -	\$ 50,000.00	\$ 42,791.54	\$ -	\$ 7,208.46	\$ 50,000.00	\$ 50,000.00
\$ 2,795.00	\$ 52,795.00	\$ 51,397.50	\$ -	\$ 1,397.50	\$ 55,000.00	\$ 55,000.00
\$ -	\$ 2,536.00	\$ 2,536.00	\$ -	\$ -	\$ 2,536.00	\$ 2,536.00
\$ (33,000.00)	\$ 17,000.00	\$ 15,776.52	\$ 500.00	\$ 723.48	\$ 50,000.00	\$ 50,000.00
\$ -	\$ 10,000.00	\$ 9,500.00	\$ -	\$ 500.00	\$ 10,000.00	\$ 10,000.00
\$ -	\$ 2,400.00	\$ -	\$ -	\$ 2,400.00	\$ 2,400.00	\$ 2,400.00
\$ 3,409.00	\$ 159,755.00	\$ 159,755.00	\$ -	\$ -	\$ 206,000.00	\$ 206,000.00
\$ -	\$ 2,100.00	\$ 2,058.00	\$ -	\$ 42.00	\$ 2,100.00	\$ 2,100.00
\$ -	\$ -	\$ -	\$ -	\$ -	\$ 60,000.00	\$ 60,000.00
\$ (26,796.00)	\$ 746,586.00	\$ 693,421.96	\$ 500.00	\$ 52,664.04	\$ 868,036.00	\$ 868,036.00
Dept: 2001, Dispatchers						
\$ -	\$ 5,000.00	\$ 5,000.00	\$ -	\$ -	\$ 5,000.00	\$ 5,000.00
\$ -	\$ 5,000.00	\$ 5,000.00	\$ -	\$ -	\$ 5,000.00	\$ 5,000.00
Dept: 2100, Excise Equalization						
\$ -	\$ 7,000.00	\$ 4,736.66	\$ -	\$ 2,263.34	\$ 10,000.00	\$ 10,000.00
\$ -	\$ 3,000.00	\$ 985.64	\$ -	\$ 2,014.36	\$ 4,000.00	\$ 4,000.00
\$ -	\$ 1,000.00	\$ 458.21	\$ -	\$ 541.79	\$ 1,000.00	\$ 1,000.00
\$ -	\$ 11,000.00	\$ 6,180.51	\$ -	\$ 4,819.49	\$ 15,000.00	\$ 15,000.00

COUNTY GENERAL COVERING THE PERIOD 7/1/2021 TO 6/30/2022
ESTIMATE OF NEEDS FOR 2022-2023

EXHIBIT A

Schedule 8: Report Of Prior Year's Expenditures				
DEPARTMENTS OF GOVERNMENT APPROPRIATED ACCOUNTS	FISCAL YEAR ENDING JUNE 30, 2021			FY ENDING JUNE, 30 2022
	Reserves 6-30-2021	Warrants Since Issued	Balance Lapsed Appropriations	Original Appropriations
Dept: 2200, Election Board				
1110 Full time salaries	\$ -	\$ -	\$ -	\$ 124,456.50
1130 Part Time salaries	\$ -	\$ -	\$ -	\$ 20,000.00
1310 Travel	\$ 284.48	\$ 284.48	\$ -	\$ 11,000.00
2005 Maintenance & Operation	\$ 4,179.75	\$ 4,169.75	\$ 10.00	\$ 40,000.00
4110 Capital Outlay	\$ 10,600.00	\$ 10,600.00	\$ -	\$ 1.00
Total for Election Board	\$ 15,064.23	\$ 15,054.23	\$ 10.00	\$ 195,457.50
Dept: 2300, Insurance-Benefits				
1222 Health Insurance	\$ -	\$ -	\$ -	\$ 520,000.00
Total for Insurance-Benefits	\$ -	\$ -	\$ -	\$ 520,000.00
Dept: 2500, Information Technology				
2005 Maintenance & Operation	\$ -	\$ -	\$ -	\$ 3,000.00
Total for Information Technology	\$ -	\$ -	\$ -	\$ 3,000.00
Dept: 2700, Emergency Management				
1110 Full time salaries	\$ -	\$ -	\$ -	\$ 154,264.52
1310 Travel	\$ -	\$ -	\$ -	\$ 500.00
2005 Maintenance & Operation	\$ 307.71	\$ 307.71	\$ -	\$ 60,000.00
4110 Capital Outlay	\$ 8,145.76	\$ 8,143.84	\$ 1.92	\$ 6,000.00
Total for Emergency Management	\$ 8,453.47	\$ 8,451.55	\$ 1.92	\$ 220,764.52
Dept: 2800, Charity				
2005 Maintenance & Operation	\$ -	\$ -	\$ -	\$ 1,000.00
Total for Charity	\$ -	\$ -	\$ -	\$ 1,000.00
Dept: 3300, Building Maintenance				
1110 Full time salaries	\$ -	\$ -	\$ -	\$ 89,638.00
1310 Travel	\$ 108.58	\$ 108.58	\$ -	\$ 1,000.00
2005 Maintenance & Operation	\$ 31,820.76	\$ 8,386.25	\$ 23,434.51	\$ 774,626.72
4110 Capital Outlay	\$ 4,650.00	\$ 4,650.00	\$ -	\$ 332,733.82
Total for Building Maintenance	\$ 36,579.34	\$ 13,144.83	\$ 23,434.51	\$ 1,197,998.54
Dept: 4500, County Audit Budget				
2005 Maintenance & Operation	\$ 15,000.00	\$ 8,368.48	\$ 6,631.52	\$ 83,653.12
Total for County Audit Budget	\$ 15,000.00	\$ 8,368.48	\$ 6,631.52	\$ 83,653.12
Dept: 4700, Free Fair Budget				
1110 Full time salaries	\$ -	\$ -	\$ -	\$ 1,000.00
2005 Maintenance & Operation	\$ -	\$ -	\$ -	\$ 3,000.00
2015 Premiums & Awards	\$ -	\$ -	\$ -	\$ 14,000.00
Total for Free Fair Budget	\$ -	\$ -	\$ -	\$ 18,000.00
Dept: 5200, Senior Citizens				
2005 Maintenance & Operation	\$ -	\$ -	\$ -	\$ 3,000.00
Total for Senior Citizens	\$ -	\$ -	\$ -	\$ 3,000.00
Dept: 6300, Flood Plain				
1110 Full time salaries	\$ -	\$ -	\$ -	\$ 6,367.54
1310 Travel	\$ 18.93	\$ 18.93	\$ -	\$ 1,000.00
2005 Maintenance & Operation	\$ -	\$ -	\$ -	\$ 2,000.00
4110 Capital Outlay	\$ -	\$ -	\$ -	\$ 1,000.00
Total for Flood Plain	\$ 18.93	\$ 18.93	\$ -	\$ 10,367.54
COUNTY GENERAL FUND ACCOUNT				
Sub-Total of Expenditures	\$ 206,662.05	\$ 131,931.85	\$ 74,730.20	\$ 6,965,936.52
SUBJECT TO WARRANT ISSUE				
Total Provision for Interest on Warrants	\$ -	\$ -	\$ -	\$ -
TOTAL UNRESTRICTED EXPENSES FOR THE COUNTY GENERAL FUND				
	\$ 206,662.05	\$ 131,931.85	\$ 74,730.20	\$ 6,965,936.52

COUNTY GENERAL COVERING THE PERIOD 7/1/2021 TO 6/30/2022
ESTIMATE OF NEEDS FOR 2022-2023

EXHIBIT A

Schedule 8: Report Of Prior Year's Expenditures							
FISCAL YEAR ENDING JUNE 30, 2022						FISCAL YEAR 2022-2023	
Supplemental Adjustments	Net Amount of Appropriations	Warrants Issued	Reserves	Lapsed Balance Known to be Unencumbered	Needs as Estimated by Governing Board	Approved by County Excise Board	
Dept: 2200, Election Board							
\$ 2,544.10	\$ 127,000.60	\$ 125,910.54	\$ -	\$ 1,090.06	\$ 129,716.48	\$ 129,716.48	
\$ 2,634.87	\$ 22,634.87	\$ 22,634.36	\$ -	\$ 0.51	\$ 20,000.00	\$ 20,000.00	
\$ (7,995.52)	\$ 3,004.48	\$ 2,377.24	\$ 63.77	\$ 563.47	\$ 4,000.00	\$ 4,000.00	
\$ (1,450.00)	\$ 38,550.00	\$ 30,247.03	\$ 8,012.92	\$ 290.05	\$ 52,000.00	\$ 52,000.00	
\$ 17,411.83	\$ 17,412.83	\$ 6,867.02	\$ 9,602.29	\$ 943.52	\$ 1.00	\$ 1.00	
\$ 13,145.28	\$ 208,602.78	\$ 188,036.19	\$ 17,678.98	\$ 2,887.61	\$ 205,717.48	\$ 205,717.48	
Dept: 2300, Insurance-Benefits							
\$ -	\$ 520,000.00	\$ 494,152.50	\$ -	\$ 25,847.50	\$ 520,000.00	\$ 520,000.00	
\$ -	\$ 520,000.00	\$ 494,152.50	\$ -	\$ 25,847.50	\$ 520,000.00	\$ 520,000.00	
Dept: 2500, Information Technology							
\$ -	\$ 3,000.00	\$ 3,000.00	\$ -	\$ -	\$ 3,210.00	\$ 3,210.00	
\$ -	\$ 3,000.00	\$ 3,000.00	\$ -	\$ -	\$ 3,210.00	\$ 3,210.00	
Dept: 2700, Emergency Management							
\$ 128.52	\$ 154,393.04	\$ 113,616.74	\$ -	\$ 40,776.30	\$ 188,510.31	\$ 188,510.31	
\$ -	\$ 500.00	\$ 344.50	\$ -	\$ 155.50	\$ 1,000.00	\$ 1,000.00	
\$ -	\$ 60,000.00	\$ 59,439.16	\$ -	\$ 560.84	\$ 60,000.00	\$ 60,000.00	
\$ -	\$ 6,000.00	\$ -	\$ -	\$ 6,000.00	\$ 80,000.00	\$ 80,000.00	
\$ 128.52	\$ 220,893.04	\$ 173,400.40	\$ -	\$ 47,492.64	\$ 329,510.31	\$ 329,510.31	
Dept: 2800, Charity							
\$ -	\$ 1,000.00	\$ -	\$ -	\$ 1,000.00	\$ 1,000.00	\$ 1,000.00	
\$ -	\$ 1,000.00	\$ -	\$ -	\$ 1,000.00	\$ 1,000.00	\$ 1,000.00	
Dept: 3300, Building Maintenance							
\$ 11,000.00	\$ 100,638.00	\$ 98,500.14	\$ -	\$ 2,137.86	\$ 96,131.45	\$ 96,131.45	
\$ -	\$ 1,000.00	\$ 243.26	\$ -	\$ 756.74	\$ 1,000.00	\$ 1,000.00	
\$ (56,825.24)	\$ 717,801.48	\$ 282,950.00	\$ 32,072.28	\$ 402,779.20	\$ 608,000.00	\$ 608,000.00	
\$ 13,706.06	\$ 346,439.88	\$ 47,505.34	\$ -	\$ 298,934.54	\$ 157,797.47	\$ 157,797.47	
\$ (32,119.18)	\$ 1,165,879.36	\$ 429,198.74	\$ 32,072.28	\$ 704,608.34	\$ 862,928.92	\$ 862,928.92	
Dept: 4500, County Audit Budget							
\$ -	\$ 83,653.12	\$ 8,921.91	\$ -	\$ 74,731.21	\$ 120,789.34	\$ 120,789.34	
\$ -	\$ 83,653.12	\$ 8,921.91	\$ -	\$ 74,731.21	\$ 120,789.34	\$ 120,789.34	
Dept: 4700, Free Fair Budget							
\$ -	\$ 1,000.00	\$ 1,000.00	\$ -	\$ -	\$ 1,000.00	\$ 1,000.00	
\$ -	\$ 3,000.00	\$ 3,000.00	\$ -	\$ -	\$ 3,000.00	\$ 3,000.00	
\$ -	\$ 14,000.00	\$ 14,000.00	\$ -	\$ -	\$ 14,000.00	\$ 14,000.00	
\$ -	\$ 18,000.00	\$ 18,000.00	\$ -	\$ -	\$ 18,000.00	\$ 18,000.00	
Dept: 5200, Senior Citizens							
\$ -	\$ 3,000.00	\$ 3,000.00	\$ -	\$ -	\$ 3,000.00	\$ 3,000.00	
\$ -	\$ 3,000.00	\$ 3,000.00	\$ -	\$ -	\$ 3,000.00	\$ 3,000.00	
Dept: 6300, Flood Plain							
\$ -	\$ 6,367.54	\$ 6,367.44	\$ -	\$ 0.10	\$ 9,289.33	\$ 9,289.33	
\$ -	\$ 1,000.00	\$ 195.79	\$ -	\$ 804.21	\$ 2,000.00	\$ 2,000.00	
\$ -	\$ 2,000.00	\$ 421.74	\$ 375.00	\$ 1,203.26	\$ 1,000.00	\$ 1,000.00	
\$ -	\$ 1,000.00	\$ -	\$ -	\$ 1,000.00	\$ 1,000.00	\$ 1,000.00	
\$ -	\$ 10,367.54	\$ 6,984.97	\$ 375.00	\$ 3,007.57	\$ 13,289.33	\$ 13,289.33	
COUNTY GENERAL FUND ACCOUNT							
\$ 29,913.90	\$ 6,995,850.42	\$ 5,653,585.08	\$ 136,983.31	\$ 1,205,282.03	\$ 7,177,430.66	\$ 7,177,430.66	
SUBJECT TO WARRANT ISSUE							
\$ -	\$ -	\$ -	\$ -	\$ -	\$ -	\$ -	
TOTAL UNRESTRICTED EXPENSES FOR THE COUNTY GENERAL FUND							
\$ 29,913.90	\$ 6,995,850.42	\$ 5,653,585.08	\$ 136,983.31	\$ 1,205,282.03	\$ 7,177,430.66	\$ 7,177,430.66	

ESTIMATE OF NEEDS FOR THE 2022-2023 FISCAL YEAR	Estimate of Needs by Governing Board	Approved by County Excise Board
PURPOSE:		
Total of Unrestricted Expenses for the County General, Schedule 8	\$ 7,177,430.66	\$ 7,177,430.66
Total of Restricted Sales Tax Expenses for the County General, Schedule 8A	\$ -	\$ -
Pro rata share of County Assessor's Budget as determined by County Excise Board	\$ -	\$ -
GRAND TOTAL - County General Fund	\$ 7,177,430.66	\$ 7,177,430.66

COUNTY HIGHWAY UNRESTRICTED COVERING THE PERIOD 7/1/2021 TO 6/30/2022
ESTIMATE OF NEEDS FOR 2022-2023

EXHIBIT D

Schedule 1, Current Balance Sheet - June 30, 2022		Amount
ASSETS:		
Cash Balance June 30, 2022	\$	3,107,136.95
Investments	\$	-
TOTAL ASSETS	\$	3,107,136.95
LIABILITIES AND RESERVES:		
Warrants Outstanding	\$	-
Reserve for Interest on Warrants	\$	-
Reserves From Schedule 8	\$	30,250.78
TOTAL LIABILITIES AND RESERVES	\$	30,250.78
CASH FUND BALANCE JUNE 30, 2022	\$	3,076,886.17
TOTAL LIABILITIES, RESERVES AND CASH FUND BALANCE	\$	3,107,136.95

Schedule 2, Revenue and Requirements for 2021-2022		
	Detail	Total
REVENUE:		
Adjusted Cash Balance June 30, 2021	\$ 1,894,204.67	
Cash Fund Balance Transferred From Prior Years	\$ 0.00	
Miscellaneous Revenue Apportioned	\$ 7,396,746.24	
TOTAL REVENUE		\$ 9,290,950.91
REQUIREMENTS:		
Claims Paid by Warrants Issued	\$ 6,183,813.96	
Reserves From Schedule 8	\$ 30,250.78	
Interest Paid on Warrants	\$ -	
Reserve for Interest on Warrants	\$ -	
TOTAL REQUIREMENTS		\$ 6,214,064.74
ADD: CASH FUND BALANCE AS PER BALANCE SHEET JUNE 30, 2022		\$ 3,076,886.17
TOTAL REQUIREMENTS AND CASH FUND BALANCE		\$ 9,290,950.91

COUNTY HIGHWAY UNRESTRICTED COVERING THE PERIOD 7/1/2021 TO 6/30/2022
ESTIMATE OF NEEDS FOR 2022-2023

EXHIBIT D

Schedule 4: Revenue	2020-2021 Account		2021-2022 Account		
	Actually Collected	Amount Estimated	Actually Collected	Over (Under)	
9000, Interest, Mortgage Tax					
9007 Interest Certificates of Deposits	\$ 102.77	\$ 92.49	\$ 5,685.26	\$ 5,592.77	
9009 Interest Unapportion	\$ 2,033.16	\$ 1,829.84	\$ -	\$ (1,829.84)	
Total for Interest, Mortgage Tax	\$ 2,135.93	\$ 1,922.33	\$ 5,685.26	\$ 3,762.93	
9100, Local Revenues					
9122 Permits	\$ 6,000.00	\$ 5,400.00	\$ 37,500.00	\$ 32,100.00	
Total for Local Revenues	\$ 6,000.00	\$ 5,400.00	\$ 37,500.00	\$ 32,100.00	
9200, State Revenues					
9204 Grants - State	\$ -	\$ -	\$ 791,000.00	\$ 791,000.00	
9210 OTC - Diesel	\$ 454,885.52	\$ 409,396.97	\$ 575,469.82	\$ 166,072.85	
9212 OTC - Gasoline tax	\$ 1,399,961.48	\$ 1,259,965.33	\$ 1,476,928.76	\$ 216,963.43	
9213 OTC - Gross Production	\$ 1,133,204.61	\$ 1,019,884.15	\$ 2,010,987.78	\$ 991,103.63	
9217 OTC-Motor Vehicle-COR	\$ 802,689.76	\$ 722,420.78	\$ 918,405.70	\$ 195,984.92	
9218 OTC - Special	\$ 190.18	\$ 171.16	\$ 215.98	\$ 44.82	
9228 OTC Forfeiture-Gasoline	\$ -	\$ -	\$ 2,300.57	\$ 2,300.57	
9232 OTC-Motor Vehicle CRIR	\$ 500,251.55	\$ 450,226.40	\$ 547,192.59	\$ 96,966.19	
9233 OTC-Motor Vehicle CRF	\$ 287,150.06	\$ 258,435.05	\$ 311,989.11	\$ 53,554.06	
9240 CED Small Projects	\$ -	\$ -	\$ 30,000.00	\$ 30,000.00	
9241 OTC- Motor Vehicle CIRB	\$ 776,224.91	\$ 698,602.42	\$ 408,179.88	\$ (290,422.54)	
Total for State Revenues	\$ 5,354,558.07	\$ 4,819,102.26	\$ 7,072,670.19	\$ 2,253,567.93	
9300, Federal Revenues					
9305 Federal Emergency Management Assistance	\$ 79,772.76	\$ 71,795.48	\$ -	\$ (71,795.48)	
9317 CARES Act	\$ 81.20	\$ 73.08	\$ -	\$ (73.08)	
Total for Federal Revenues	\$ 79,853.96	\$ 71,868.56	\$ -	\$ (71,868.56)	
9400, Miscellaneous Revenues					
9407 Reimbursements of Expenditures	\$ 40,155.19	\$ 36,139.67	\$ 2,496.51	\$ (33,643.16)	
9410 Royalty	\$ 10,306.79	\$ 9,276.11	\$ 15,188.68	\$ 5,912.57	
9411 Sale of County Owned Assets	\$ 64,253.70	\$ 57,828.33	\$ 183,588.00	\$ 125,759.67	
9412 Sale of County Owned Property	\$ -	\$ -	\$ 79,617.60	\$ 79,617.60	
9415 Miscellaneous	\$ 14,885.43	\$ 13,396.89	\$ -	\$ (13,396.89)	
Total for Miscellaneous Revenues	\$ 129,601.11	\$ 116,641.00	\$ 280,890.79	\$ 164,249.79	
TOTAL REVENUES FOR THE COUNTY HIGHWAY UNRESTRICTED FUND					
Total Unrestricted Revenue	\$ 5,572,149.07	\$ 5,014,934.15	\$ 7,396,746.24	\$ 2,381,812.09	
9216 OTC - Sales Tax	\$ -	\$ -	\$ -	\$ -	
Restricted - Sales Tax Interest	\$ -	\$ -	\$ -	\$ -	
Total Miscellaneous County Highway Unrestricted	\$ 5,572,149.07	\$ 5,014,934.15	\$ 7,396,746.24	\$ 2,381,812.09	
Grand Total of All Revenues	\$ 5,572,149.07	\$ 5,014,934.15	\$ 7,396,746.24	\$ 2,381,812.09	

COUNTY HIGHWAY UNRESTRICTED COVERING THE PERIOD 7/1/2021 TO 6/30/2022
ESTIMATE OF NEEDS FOR 2022-2023

EXHIBIT D

Schedule 4: Revenue SOURCE	Basis & Limit of Ensuing Estimate	2022-2023 Account	
		Estimated by Governing Board	Approved by Excise Board
9000, Interest, Mortgage Tax			
9007 Interest Certificates of Deposits	0.00%	\$ -	\$ -
9009 Interest Unapportion	0.00%	\$ -	\$ -
Total for Interest, Mortgage Tax		\$ -	\$ -
9100, Local Revenues			
9122 Permits	0.00%	\$ -	\$ -
Total for Local Revenues		\$ -	\$ -
9200, State Revenues			
9204 Grants - State	0.00%	\$ -	\$ -
9210 OTC - Diesel	0.00%	\$ -	\$ -
9212 OTC - Gasoline tax	0.00%	\$ -	\$ -
9213 OTC - Gross Production	0.00%	\$ -	\$ -
9217 OTC-Motor Vehicle-COR	0.00%	\$ -	\$ -
9218 OTC - Special	0.00%	\$ -	\$ -
9228 OTC Forfeiture-Gasoline	0.00%	\$ -	\$ -
9232 OTC-Motor Vehicle CRIR	0.00%	\$ -	\$ -
9233 OTC-Motor Vehicle CRF	0.00%	\$ -	\$ -
9240 CED Small Projects	0.00%	\$ -	\$ -
9241 OTC - Motor Vehicle CIRB	0.00%	\$ -	\$ -
Total for State Revenues		\$ -	\$ -
9300, Federal Revenues			
9305 Federal Emergency Management Assistance	0.00%	\$ -	\$ -
9317 CARES Act	0.00%	\$ -	\$ -
Total for Federal Revenues		\$ -	\$ -
9400, Miscellaneous Revenues			
9407 Reimbursements of Expenditures	0.00%	\$ -	\$ -
9410 Royalty	0.00%	\$ -	\$ -
9411 Sale of County Owned Assets	0.00%	\$ -	\$ -
9412 Sale of County Owned Property	0.00%	\$ -	\$ -
9415 Miscellaneous	0.00%	\$ -	\$ -
Total for Miscellaneous Revenues		\$ -	\$ -
TOTAL REVENUES FOR THE COUNTY HIGHWAY UNRESTRICTED FUND			
Total Unrestricted Revenue	0.00%	\$ -	\$ -
9216 OTC - Sales Tax	0.00%	\$ -	\$ -
Restricted - Sales Tax Interest	0.00%	\$ -	\$ -
Total Miscellaneous County Highway Unrestricted		\$ -	\$ -
Grand Total of All Revenues		\$ -	\$ -

COUNTY HIGHWAY UNRESTRICTED COVERING THE PERIOD 7/1/2021 TO 6/30/2022
ESTIMATE OF NEEDS FOR 2022-2023

EXHIBIT D

Schedule 5: County Highway Unrestricted Fund Balance Sheet of Current and All Prior Years		
CURRENT AND ALL PRIOR YEARS	2021-22	PRE-2021
Cash Balance Reported to Excise Board June 30, 2021	\$ -	\$ 1,957,317.62
Opening Balance from Prior Year	\$ 1,894,204.67	\$ 1,894,204.67
Cash Fund Balance Transferred Out	\$ -	\$ -
Cash Fund Balance Transferred In	\$ -	\$ -
Adjusted Cash Balance	\$ 1,894,204.67	\$ 63,112.95
Sources of Revenue		
9100 Local Revenues	\$ 37,500.00	\$ -
9200 State Revenues	\$ 7,072,670.19	\$ -
9300 Federal Revenues	\$ -	\$ -
9400 Miscellaneous Revenues	\$ 280,890.79	\$ -
9500 Special Assessments	\$ -	\$ -
All Other Revenues (Schedule 4)	\$ 5,685.26	\$ -
Cash Fund Balance Forward From Preceding Year	\$ 0.00	\$ -
Prior Expenditures Recovered	\$ -	\$ -
TOTAL RECEIPTS	\$ 7,396,746.24	\$ -
TOTAL RECEIPTS AND BALANCE	\$ 9,290,950.91	\$ 63,112.95
Warrants of Year in Caption	\$ 6,183,813.96	\$ 63,112.95
Interest Paid Thereon	\$ -	\$ -
TOTAL DISBURSEMENTS	\$ 6,183,813.96	\$ 63,112.95
CASH BALANCE AND INVESTMENTS JUNE 30, 2022	\$ 3,107,136.95	\$ 0.00
Reserve for Warrants Outstanding	\$ -	\$ -
Reserve for Interest on Warrants	\$ -	\$ -
Reserves From Schedule 8	\$ 30,250.78	\$ -
TOTAL LIABILITIES AND RESERVE	\$ 30,250.78	\$ -
DEFICIT:	\$ -	\$ -
CASH BALANCE FORWARD TO NEXT YEAR	\$ 3,076,886.17	\$ 0.00

Schedule 6: County Highway Unrestricted Fund Warrant Account of Current and All Prior Years			
CURRENT AND ALL PRIOR YEARS	2021-22	PRE-2021	Total
Warrants Outstanding June 30 of Year in Caption	\$ -	\$ -	\$ -
Warrants Registered During Year	\$ 6,183,813.96	\$ 63,112.95	\$ 6,246,926.91
TOTAL	\$ 6,183,813.96	\$ 63,112.95	\$ 6,246,926.91
Warrants Paid During Year	\$ 6,183,813.96	\$ 63,112.95	\$ 6,246,926.91
Warrants Converted to Bonds or Judgements	\$ -	\$ -	\$ -
Warrants Cancelled	\$ -	\$ -	\$ -
Warrants Estopped by Statute	\$ -	\$ -	\$ -
TOTAL WARRANTS RETIRED	\$ 6,183,813.96	\$ 63,112.95	\$ 6,246,926.91
TOTAL WARRANTS OUTSTANDING JUNE 30, 2022	\$ -	\$ -	\$ -

Schedule 9: County Highway Unrestricted Fund Summary of Expenses				
Total for Expenses	Net Appropriations July 1, 2022	Warrants Issued	Reserves	Approved by County Excise Board
1100 Total Salaries	\$ 5,272,655.71	\$ 3,852,502.75	\$ -	\$ 1,420,152.96
1200 Fringe Benefits	\$ 935,002.63	\$ 800,755.56	\$ -	\$ 134,247.07
1300 Travel Related	\$ 5,657.56	\$ 2,860.31	\$ -	\$ 2,797.25
2000 Total Maintenance & Operations	\$ 917,808.82	\$ 497,311.52	\$ 29,485.78	\$ 391,011.52
4100 Total Machinery & Equipment, Capital Outlay	\$ 1,150,777.18	\$ 1,030,383.82	\$ 765.00	\$ 119,628.36

COUNTY HIGHWAY UNRESTRICTED COVERING THE PERIOD 7/1/2021 TO 6/30/2022
ESTIMATE OF NEEDS FOR 2022-2023

EXHIBIT D

Schedule 8: Report Of Prior Year's Expenditures				
DEPARTMENTS OF GOVERNMENT APPROPRIATED ACCOUNTS	FISCAL YEAR ENDING JUNE 30, 2021			FY ENDING JUNE, 30 2022
	Reserves 6-30-2021	Warrants Since Issued	Balance Lapsed Appropriations	Original Appropriations
Dept: 4000, Highway Budget				
1110 Full time salaries	\$ -	\$ -	\$ -	\$ 145,513.33
1222 Health Insurance	\$ -	\$ -	\$ -	\$ 33,347.08
1234 Workers Compensation	\$ -	\$ -	\$ -	\$ 7,200.00
Total for Highway Budget	\$ -	\$ -	\$ -	\$ 186,060.41
Dept: 4100, Highway District 1				
1110 Full time salaries	\$ -	\$ -	\$ -	\$ 1,773,514.60
1222 Health Insurance	\$ -	\$ -	\$ -	\$ 205,890.52
1234 Workers Compensation	\$ -	\$ -	\$ -	\$ 95,629.34
1310 Travel	\$ -	\$ -	\$ -	\$ 2,120.95
2005 Maintenance & Operation	\$ 1,325.00	\$ 1,325.00	\$ -	\$ 98,730.27
2079 CED Small Projects	\$ -	\$ -	\$ -	\$ 18,808.72
4110 Capital Outlay	\$ -	\$ -	\$ -	\$ 205,735.72
Total for Highway District 1	\$ 1,325.00	\$ 1,325.00	\$ -	\$ 2,400,430.12
Dept: 4200, Highway District 2				
1110 Full time salaries	\$ -	\$ -	\$ -	\$ 1,798,324.91
1222 Health Insurance	\$ -	\$ -	\$ -	\$ 202,150.05
1234 Workers Compensation	\$ -	\$ -	\$ -	\$ 95,629.33
1310 Travel	\$ -	\$ -	\$ -	\$ 2,109.19
2005 Maintenance & Operation	\$ -	\$ -	\$ -	\$ 320,445.02
4110 Capital Outlay	\$ 649.99	\$ 649.99	\$ -	\$ 114,391.51
Total for Highway District 2	\$ 649.99	\$ 649.99	\$ -	\$ 2,533,050.01
Dept: 4300, Highway District 3				
1110 Full time salaries	\$ -	\$ -	\$ -	\$ 1,236,411.24
1222 Health Insurance	\$ -	\$ -	\$ -	\$ 198,882.96
1234 Workers Compensation	\$ -	\$ -	\$ -	\$ 95,629.33
1310 Travel	\$ -	\$ -	\$ -	\$ 1,427.42
2005 Maintenance & Operation	\$ 48,341.16	\$ 48,341.16	\$ -	\$ 296,690.54
2079 CED Small Projects	\$ -	\$ -	\$ -	\$ -
4110 Capital Outlay	\$ -	\$ -	\$ -	\$ 830,649.95
Total for Highway District 3	\$ 48,341.16	\$ 48,341.16	\$ -	\$ 2,659,691.44
Dept: 6510, CIRB 2021-1				
1110 Full time salaries	\$ -	\$ -	\$ -	\$ 160,100.96
1222 Health Insurance	\$ -	\$ -	\$ -	\$ 644.02
Total for CIRB 2021-1	\$ -	\$ -	\$ -	\$ 160,744.98
Dept: 6520, CIRB 2021-2				
2005 Maintenance & Operation	\$ 12,796.80	\$ 12,796.80	\$ -	\$ 183,134.27
Total for CIRB 2021-2	\$ 12,796.80	\$ 12,796.80	\$ -	\$ 183,134.27
Dept: 6530, CIRB 2021-3				
1110 Full time salaries	\$ -	\$ -	\$ -	\$ 158,790.67
1222 Health Insurance	\$ -	\$ -	\$ -	\$ -
Total for CIRB 2021-3	\$ -	\$ -	\$ -	\$ 158,790.67
COUNTY HIGHWAY UNRESTRICTED FUND ACCOUNT				
Sub-Total of Expenditures	\$ 63,112.95	\$ 63,112.95	\$ -	\$ 8,281,901.90
SUBJECT TO WARRANT ISSUE				
Total Provision for Interest on Warrants	\$ -	\$ -	\$ -	\$ -
TOTAL UNRESTRICTED EXPENSES FOR THE COUNTY HIGHWAY UNRESTRICTED FUND				
	\$ 63,112.95	\$ 63,112.95	\$ -	\$ 8,281,901.90

COUNTY HIGHWAY UNRESTRICTED COVERING THE PERIOD 7/1/2021 TO 6/30/2022
ESTIMATE OF NEEDS FOR 2022-2023

EXHIBIT D

Schedule 8: Report Of Prior Year's Expenditures						
FISCAL YEAR ENDING JUNE 30, 2022					FISCAL YEAR 2022-2023	
Supplemental Adjustments	Net Amount of Appropriations	Warrants Issued	Reserves	Lapsed Balance Known to be Unencumbered	Needs as Estimated by Governing Board	Approved by County Excise Board
Dept: 4000, Highway Budget						
\$ -	\$ 145,513.33	\$ 126,538.48	\$ -	\$ 18,974.85	\$ 18,974.85	\$ 18,974.85
\$ -	\$ 33,347.08	\$ 20,314.50	\$ -	\$ 13,032.58	\$ 13,032.58	\$ 13,032.58
\$ -	\$ 7,200.00	\$ -	\$ -	\$ 7,200.00	\$ 7,200.00	\$ 7,200.00
\$ -	\$ 186,060.41	\$ 146,852.98	\$ -	\$ 39,207.43	\$ 39,207.43	\$ 39,207.43
Dept: 4100, Highway District 1						
\$ -	\$ 1,773,514.60	\$ 1,092,962.40	\$ -	\$ 680,552.20	\$ 680,552.20	\$ 680,552.20
\$ -	\$ 205,890.52	\$ 204,538.02	\$ -	\$ 1,352.50	\$ 1,352.50	\$ 1,352.50
\$ -	\$ 95,629.34	\$ 59,629.34	\$ -	\$ 36,000.00	\$ 36,000.00	\$ 36,000.00
\$ -	\$ 2,120.95	\$ 2,053.46	\$ -	\$ 67.49	\$ 67.49	\$ 67.49
\$ -	\$ 98,730.27	\$ 78,268.58	\$ 8,012.16	\$ 12,449.53	\$ 12,449.53	\$ 12,449.53
\$ -	\$ 18,808.72	\$ 18,607.99	\$ -	\$ 200.73	\$ 200.73	\$ 200.73
\$ -	\$ 205,735.72	\$ 96,203.00	\$ -	\$ 109,532.72	\$ 109,532.72	\$ 109,532.72
\$ -	\$ 2,400,430.12	\$ 1,552,262.79	\$ 8,012.16	\$ 840,155.17	\$ 840,155.17	\$ 840,155.17
Dept: 4200, Highway District 2						
\$ -	\$ 1,798,324.91	\$ 1,283,555.35	\$ -	\$ 514,769.56	\$ 514,769.56	\$ 514,769.56
\$ -	\$ 202,150.05	\$ 198,460.58	\$ -	\$ 3,689.47	\$ 3,689.47	\$ 3,689.47
\$ -	\$ 95,629.33	\$ 59,629.33	\$ -	\$ 36,000.00	\$ 36,000.00	\$ 36,000.00
\$ -	\$ 2,109.19	\$ 202.37	\$ -	\$ 1,906.82	\$ 1,906.82	\$ 1,906.82
\$ -	\$ 320,445.02	\$ 2,002.92	\$ 243.97	\$ 318,198.13	\$ 318,198.13	\$ 318,198.13
\$ -	\$ 114,391.51	\$ 104,588.67	\$ 765.00	\$ 9,037.84	\$ 9,037.84	\$ 9,037.84
\$ -	\$ 2,533,050.01	\$ 1,648,439.22	\$ 1,008.97	\$ 883,601.82	\$ 883,601.82	\$ 883,601.82
Dept: 4300, Highway District 3						
\$ -	\$ 1,236,411.24	\$ 1,034,857.29	\$ -	\$ 201,553.95	\$ 201,553.95	\$ 201,553.95
\$ -	\$ 198,882.96	\$ 198,554.46	\$ -	\$ 328.50	\$ 328.50	\$ 328.50
\$ -	\$ 95,629.33	\$ 59,629.33	\$ -	\$ 36,000.00	\$ 36,000.00	\$ 36,000.00
\$ -	\$ 1,427.42	\$ 604.48	\$ -	\$ 822.94	\$ 822.94	\$ 822.94
\$ -	\$ 296,690.54	\$ 289,799.18	\$ 4,923.79	\$ 1,967.57	\$ 1,967.57	\$ 1,967.57
\$ -	\$ -	\$ -	\$ -	\$ -	\$ -	\$ -
\$ -	\$ 830,649.95	\$ 829,592.15	\$ -	\$ 1,057.80	\$ 1,057.80	\$ 1,057.80
\$ -	\$ 2,659,691.44	\$ 2,413,036.89	\$ 4,923.79	\$ 241,730.76	\$ 241,730.76	\$ 241,730.76
Dept: 6510, CIRB 2021-1						
\$ -	\$ 160,100.96	\$ 157,707.73	\$ -	\$ 2,393.23	\$ 2,393.23	\$ 2,393.23
\$ -	\$ 644.02	\$ -	\$ -	\$ 644.02	\$ 644.02	\$ 644.02
\$ -	\$ 160,744.98	\$ 157,707.73	\$ -	\$ 3,037.25	\$ 3,037.25	\$ 3,037.25
Dept: 6520, CIRB 2021-2						
\$ -	\$ 183,134.27	\$ 108,632.85	\$ 16,305.86	\$ 58,195.56	\$ 58,195.56	\$ 58,195.56
\$ -	\$ 183,134.27	\$ 108,632.85	\$ 16,305.86	\$ 58,195.56	\$ 58,195.56	\$ 58,195.56
Dept: 6530, CIRB 2021-3						
\$ -	\$ 158,790.67	\$ 156,881.50	\$ -	\$ 1,909.17	\$ 1,909.17	\$ 1,909.17
\$ -	\$ -	\$ -	\$ -	\$ -	\$ -	\$ -
\$ -	\$ 158,790.67	\$ 156,881.50	\$ -	\$ 1,909.17	\$ 1,909.17	\$ 1,909.17
COUNTY HIGHWAY UNRESTRICTED FUND ACCOUNT						
\$ -	\$ 8,281,901.90	\$ 6,183,813.96	\$ 30,250.78	\$ 2,067,837.16	\$ 2,067,837.16	\$ 2,067,837.16
SUBJECT TO WARRANT ISSUE						
\$ -	\$ -	\$ -	\$ -	\$ -	\$ -	\$ -
TOTAL UNRESTRICTED EXPENSES FOR THE COUNTY HIGHWAY UNRESTRICTED FUND						
\$ -	\$ 8,281,901.90	\$ 6,183,813.96	\$ 30,250.78	\$ 2,067,837.16	\$ 2,067,837.16	\$ 2,067,837.16

ESTIMATE OF NEEDS FOR THE 2022-2023 FISCAL YEAR	Estimate of Needs by Governing Board	Approved by County Excise Board
PURPOSE:		

Total of Unrestricted Expenses for the County Highway Unrestricted, Schedule 8	\$ 2,067,837.16	\$ 2,067,837.16
Total of Restricted Sales Tax Expenses for the County Highway Unrestricted, Schedule 8A	\$ -	\$ -
GRAND TOTAL - County Highway Unrestricted Fund	\$ 2,067,837.16	\$ 2,067,837.16

HEALTH COVERING THE PERIOD 7/1/2021 TO 6/30/2022
ESTIMATE OF NEEDS FOR 2022-2023

EXHIBIT E

Schedule 1, Current Balance Sheet - June 30, 2022		Amount
ASSETS:		
Cash Balance June 30, 2022	\$	1,835,353.65
Investments	\$	-
TOTAL ASSETS	\$	1,835,353.65
LIABILITIES AND RESERVES:		
Warrants Outstanding	\$	-
Reserve for Interest on Warrants	\$	-
Reserves From Schedule 8	\$	116,490.62
TOTAL LIABILITIES AND RESERVES	\$	116,490.62
CASH FUND BALANCE JUNE 30, 2022	\$	1,718,863.03
TOTAL LIABILITIES, RESERVES AND CASH FUND BALANCE	\$	1,835,353.65

Schedule 2, Revenue and Requirements for 2021-2022		
	Detail	Total
REVENUE:		
Adjusted Cash Balance June 30, 2021	\$ 1,567,855.34	
Cash Fund Balance Transferred From Prior Years	\$ 37,567.89	
All Ad Valorem Tax Apportioned	\$ 1,077,649.05	
Miscellaneous Revenue Apportioned	\$ 91,718.26	
TOTAL REVENUE		\$ 2,774,790.54
REQUIREMENTS:		
Claims Paid by Warrants Issued	\$ 939,436.89	
Reserves From Schedule 8	\$ 116,490.62	
Interest Paid on Warrants	\$ -	
Reserve for Interest on Warrants	\$ -	
TOTAL REQUIREMENTS		\$ 1,055,927.51
ADD: CASH FUND BALANCE AS PER BALANCE SHEET JUNE 30, 2022		\$ 1,718,863.03
TOTAL REQUIREMENTS AND CASH FUND BALANCE		\$ 2,774,790.54

Schedule 3, Cash Fund Balance Analysis - June 30, 2022		Amount
ADDITIONS:		
Miscellaneous Revenue Collected in Excess with Transfer Adjustments	\$	91,718.26
Warrants Estopped, Cancelled or Converted	\$	-
Fiscal Year 2021-2022 Lapsed Appropriations	\$	1,607,559.60
Fiscal Year 2020-2021 Lapsed Appropriations	\$	37,567.89
Ad Valorem Tax Collections in Excess of Estimate	\$	66,190.02
TOTAL ADDITIONS	\$	1,803,035.77
DEDUCTIONS:		
Supplemental Appropriations	\$	84,172.74
Current Tax in Process of Collection	\$	-
TOTAL DEDUCTIONS	\$	84,172.74
Cash Fund Balance as per Balance Sheet June 30, 2022	\$	1,718,863.03

HEALTH COVERING THE PERIOD 7/1/2021 TO 6/30/2022
ESTIMATE OF NEEDS FOR 2022-2023

EXHIBIT E

Schedule 4: Revenue	2020-2021 Account		2021-2022 Account		
SOURCE	Actually Collected	Amount Estimated	Actually Collected	Over (Under)	
Ad Valorem Taxes					
9001 Current Tax	\$ 1,065,574.03	\$ 1,011,459.03	\$ 1,050,295.60	\$ 38,836.57	
9002 Prior Year	\$ 26,450.15	\$ -	\$ 19,551.56	\$ 19,551.56	
9003 Back Year	\$ 7,014.13		\$ 7,801.89	\$ 7,801.89	
Ad Valorem Tax Total	\$ 1,099,038.31	\$ 1,011,459.03	\$ 1,077,649.05	\$ 66,190.02	
9000, Interest, Mortgage Tax					
9007 Interest Certificates of Deposits	\$ -	\$ -	\$ 5,243.73	\$ 5,243.73	
Total for Interest, Mortgage Tax	\$ -	\$ -	\$ 5,243.73	\$ 5,243.73	
9100, Local Revenues					
9112 Farm Implements	\$ 241.14	\$ -	\$ 131.60	\$ 131.60	
9115 Health Fees	\$ 140,009.05	\$ -	\$ 84,630.39	\$ 84,630.39	
9120 5-yr Manufacturing Exemption Reimbursement	\$ 507.27	\$ -	\$ 1,690.55	\$ 1,690.55	
9125 Tax Increment Financing (TIF)	\$ 1,033.23	\$ -	\$ -	\$ -	
Total for Local Revenues	\$ 141,790.69	\$ -	\$ 86,452.54	\$ 86,452.54	
9200, State Revenues					
9224 State Land Reimbursement	\$ -	\$ -	\$ 21.99	\$ 21.99	
Total for State Revenues	\$ -	\$ -	\$ 21.99	\$ 21.99	
TOTAL REVENUES FOR THE HEALTH FUND					
Total Unrestricted Revenue	\$ 141,790.69	\$ -	\$ 91,718.26	\$ 91,718.26	
9216 OTC - Sales Tax	\$ -	\$ -	\$ -	\$ -	
Restricted - Sales Tax Interest	\$ -	\$ -	\$ -	\$ -	
Total Miscellaneous Health	\$ 141,790.69	\$ -	\$ 91,718.26	\$ 91,718.26	
Ad Valorem Tax	\$ 1,099,038.31	\$ 1,011,459.03	\$ 1,077,649.05	\$ 66,190.02	
Grand Total of All Revenues	\$ 1,240,829.00	\$ 1,011,459.03	\$ 1,169,367.31	\$ 157,908.28	

HEALTH COVERING THE PERIOD 7/1/2021 TO 6/30/2022
ESTIMATE OF NEEDS FOR 2022-2023

EXHIBIT E

Schedule 4: Revenue		Basis & Limit of Ensuing Estimate	2022-2023 Account	
SOURCE			Estimated by Governing Board	Approved by Excise Board
Ad Valorem Taxes				
9001 Current Tax	99.57%	\$ 1,045,762.24	\$ 1,045,762.24	
9002 Prior Year				
9003 Back Year				
Ad Valorem Tax Total		\$ 1,045,762.24	\$ 1,045,762.24	
9000, Interest, Mortgage Tax				
9007 Interest Certificates of Deposits	90.00%	\$ 4,719.36	\$ 4,719.36	
Total for Interest, Mortgage Tax		\$ 4,719.36	\$ 4,719.36	
9100, Local Revenues				
9112 Farm Implements	90.00%	\$ 118.44	\$ 118.44	
9115 Health Fees	90.00%	\$ 76,167.35	\$ 76,167.35	
9120 5-yr Manufacturing Exemption Reimbursement	90.00%	\$ 1,521.50	\$ 1,521.50	
9125 Tax Increment Financing (TIF)	90.00%	\$ -	\$ -	
Total for Local Revenues		\$ 77,807.29	\$ 77,807.29	
9200, State Revenues				
9224 State Land Reimbursement	90.00%	\$ 19.79	\$ 19.79	
Total for State Revenues		\$ 19.79	\$ 19.79	
TOTAL REVENUES FOR THE HEALTH FUND				
Total Unrestricted Revenue	90.00%	\$ 82,546.44	\$ 82,546.44	
9216 OTC - Sales Tax	0.00%	\$ -	\$ -	
Restricted - Sales Tax Interest	90.00%	\$ -	\$ -	
Total Miscellaneous Health		\$ 82,546.44	\$ 82,546.44	
Ad Valorem Tax		\$ 1,045,762.24	\$ 1,045,762.24	
Grand Total of All Revenues		\$ 1,128,308.68	\$ 1,128,308.68	
Surplus Cash from Schedule 3		\$ 1,718,863.03	\$ 1,718,863.03	
Total Budget for Health Fund		\$ 2,847,171.71	\$ 2,847,171.71	

HEALTH COVERING THE PERIOD 7/1/2021 TO 6/30/2022
ESTIMATE OF NEEDS FOR 2022-2023

EXHIBIT E

Schedule 5: Health Fund Balance Sheet of Current and All Prior Years		
CURRENT AND ALL PRIOR YEARS	2021-22	PRE-2021
Cash Balance Reported to Excise Board June 30, 2021	\$ -	\$ 1,682,457.13
Opening Balance from Prior Year	\$ 1,567,855.34	\$ 1,567,855.34
Cash Fund Balance Transferred Out	\$ -	\$ -
Cash Fund Balance Transferred In	\$ -	\$ -
Adjusted Cash Balance	\$ 1,567,855.34	\$ 114,601.79
Ad Valorem Tax Apportioned	\$ 1,077,649.05	\$ -
Miscellaneous Revenue (Schedule 4)	\$ 91,718.26	\$ -
Cash Fund Balance Forward From Preceding Year	\$ 37,567.89	\$ -
Prior Expenditures Recovered	\$ -	\$ -
TOTAL RECEIPTS	\$ 1,206,935.20	\$ -
TOTAL RECEIPTS AND BALANCE	\$ 2,774,790.54	\$ 114,601.79
Warrants of Year in Caption	\$ 939,436.89	\$ 77,033.90
Interest Paid Thereon	\$ -	\$ -
TOTAL DISBURSEMENTS	\$ 939,436.89	\$ 77,033.90
CASH BALANCE AND INVESTMENTS JUNE 30, 2022	\$ 1,835,353.65	\$ 37,567.89
Reserve for Warrants Outstanding	\$ -	\$ -
Reserve for Interest on Warrants	\$ -	\$ -
Reserves From Schedule 8	\$ 116,490.62	\$ -
TOTAL LIABILITIES AND RESERVE	\$ 116,490.62	\$ -
DEFICIT:	\$ -	\$ -
CASH BALANCE FORWARD TO NEXT YEAR	\$ 1,718,863.03	\$ 37,567.89

Schedule 6: Health Fund Warrant Account of Current and All Prior Years			
CURRENT AND ALL PRIOR YEARS	2021-22	PRE-2021	Total
Warrants Outstanding June 30 of Year in Caption	\$ -	\$ -	\$ -
Warrants Registered During Year	\$ 939,436.89	\$ 77,033.90	\$ 1,016,470.79
TOTAL	\$ 939,436.89	\$ 77,033.90	\$ 1,016,470.79
Warrants Paid During Year	\$ 939,436.89	\$ 77,033.90	\$ 1,016,470.79
Warrants Converted to Bonds or Judgements	\$ -	\$ -	\$ -
Warrants Cancelled	\$ -	\$ -	\$ -
Warrants Estopped by Statute	\$ -	\$ -	\$ -
TOTAL WARRANTS RETIRED	\$ 939,436.89	\$ 77,033.90	\$ 1,016,470.79
TOTAL WARRANTS OUTSTANDING JUNE 30, 2022	\$ -	\$ -	\$ -

Schedule 7: 2021 Ad Valorem Tax Account			
2021 Net Valuation Cert. To County Excise Board	\$ 431,242,222.00	2.580 Mills	Amount
Total Proceeds of Levy as Certified			\$ 1,112,604.93
Additions:			\$ -
Deductions:			\$ -
Gross Balance Tax			\$ 1,112,604.93
Less Reserve for Delinquent Tax		Prior Year Percent for Delinquency 10%	\$ 101,145.90
Reserve for Protest Pending			\$ -
Balance Available Tax			\$ 1,011,459.03
Deduct 2021 Tax Apportioned			\$ 1,050,295.60
Net Balance 2021 Tax in Process of Collection			\$ -
Excess Collections			\$ 38,836.57

Schedule 9: Health Fund Summary of Expenses				
Total for Expenses	Net Appropriations July 1, 2022	Warrants Issued	Reserves	Approved by County Excise Board
1100 Total Salaries	\$ 730,603.08	\$ 367,471.95	\$ 100,000.00	\$ 600,000.00
1200 Fringe Benefits	\$ -	\$ -	\$ -	\$ -
1300 Travel Related	\$ 25,081.13	\$ 3,883.47	\$ 292.00	\$ 25,000.00
2000 Total Maintenance & Operations	\$ 498,488.53	\$ 255,135.38	\$ 16,198.62	\$ 600,000.00
4100 Total Machinery & Equipment, Capital Outlay	\$ 1,409,314.37	\$ 312,946.09	\$ -	\$ 1,622,171.71

HEALTH COVERING THE PERIOD 7/1/2021 TO 6/30/2022
ESTIMATE OF NEEDS FOR 2022-2023

EXHIBIT E

Schedule 8: Report Of Prior Year's Expenditures				
DEPARTMENTS OF GOVERNMENT APPROPRIATED ACCOUNTS	FISCAL YEAR ENDING JUNE 30, 2021			FY ENDING JUNE, 30 2022
	Reserves 6-30-2021	Warrants Since Issued	Balance Lapsed Appropriations	Original Appropriations
Dept: 5000, Public Health				
1110 Full time salaries	\$ 110,000.00	\$ 74,083.29	\$ 35,916.71	\$ 700,000.00
1310 Travel	\$ 550.00	\$ 79.98	\$ 470.02	\$ 25,000.00
2005 Maintenance & Operation	\$ 4,051.79	\$ 2,870.63	\$ 1,181.16	\$ 445,000.00
4110 Capital Outlay	\$ -	\$ -	\$ -	\$ 1,409,314.37
Total for Public Health	\$ 114,601.79	\$ 77,033.90	\$ 37,567.89	\$ 2,579,314.37
Dept: 5001, County Assigned Subdepartments				
2005 Maintenance & Operation	\$ -	\$ -	\$ -	\$ -
Total for County Assigned Subdepartments	\$ -	\$ -	\$ -	\$ -
HEALTH FUND ACCOUNT				
Sub-Total of Expenditures	\$ 114,601.79	\$ 77,033.90	\$ 37,567.89	\$ 2,579,314.37
SUBJECT TO WARRANT ISSUE				
Total Provision for Interest on Warrants	\$ -	\$ -	\$ -	\$ -
TOTAL UNRESTRICTED EXPENSES FOR THE HEALTH FUND				
	\$ 114,601.79	\$ 77,033.90	\$ 37,567.89	\$ 2,579,314.37

HEALTH COVERING THE PERIOD 7/1/2021 TO 6/30/2022
ESTIMATE OF NEEDS FOR 2022-2023

EXHIBIT E

Schedule 8: Report Of Prior Year's Expenditures						
FISCAL YEAR ENDING JUNE 30, 2022					FISCAL YEAR 2022-2023	
Supplemental Adjustments	Net Amount of Appropriations	Warrants Issued	Reserves	Lapsed Balance Known to be Unencumbered	Needs as Estimated by Governing Board	Approved by County Excise Board
Dept: 5000, Public Health						
\$ 30,603.08	\$ 730,603.08	\$ 367,471.95	\$ 100,000.00	\$ 263,131.13	\$ 600,000.00	\$ 600,000.00
\$ 81.13	\$ 25,081.13	\$ 3,883.47	\$ 292.00	\$ 20,905.66	\$ 25,000.00	\$ 25,000.00
\$ 53,488.53	\$ 498,488.53	\$ 255,135.38	\$ 16,198.62	\$ 227,154.53	\$ 600,000.00	\$ 600,000.00
\$ -	\$ 1,409,314.37	\$ 312,946.09	\$ -	\$ 1,096,368.28	\$ 1,622,171.71	\$ 1,622,171.71
\$ 84,172.74	\$ 2,663,487.11	\$ 939,436.89	\$ 116,490.62	\$ 1,607,559.60	\$ 2,847,171.71	\$ 2,847,171.71
Dept: 5001, County Assigned Subdepartments						
\$ -	\$ -	\$ -	\$ -	\$ -	\$ -	\$ -
\$ -	\$ -	\$ -	\$ -	\$ -	\$ -	\$ -
HEALTH FUND ACCOUNT						
\$ 84,172.74	\$ 2,663,487.11	\$ 939,436.89	\$ 116,490.62	\$ 1,607,559.60	\$ 2,847,171.71	\$ 2,847,171.71
SUBJECT TO WARRANT ISSUE						
\$ -	\$ -	\$ -	\$ -	\$ -	\$ -	\$ -
TOTAL UNRESTRICTED EXPENSES FOR THE HEALTH FUND						
\$ 84,172.74	\$ 2,663,487.11	\$ 939,436.89	\$ 116,490.62	\$ 1,607,559.60	\$ 2,847,171.71	\$ 2,847,171.71

ESTIMATE OF NEEDS FOR THE 2022-2023 FISCAL YEAR	Estimate of Needs by Governing Board	Approved by County Excise Board
PURPOSE:		
Total of Unrestricted Expenses for the Health, Schedule 8	\$ 2,847,171.71	\$ 2,847,171.71
Total of Restricted Sales Tax Expenses for the Health, Schedule 8A	\$ -	\$ -
Pro rata share of County Assessor's Budget as determined by County Excise Board	\$ -	\$ -
GRAND TOTAL - Health Fund	\$ 2,847,171.71	\$ 2,847,171.71

SINKING FUND ACCOUNTS COVERING THE PERIOD JULY 1, 2021, to JUNE 30, 2022
ESTIMATE OF NEEDS FOR 2022-2023

EXHIBIT "G"

Page 31

Schedule 1, Detail of Bond and Coupon Indebtedness as of June 30, 2022 - Not Affecting Homesteads (New)	
PURPOSE OF BOND ISSUE:	Total of all Sinking Funds
HOW AND WHEN BONDS MATURE	
Uniform Maturities:	
Amount of Each Uniform Maturity	\$ -
Final Maturity Otherwise	
Amount of Final Maturity	\$ -
AMOUNT OF ORIGINAL ISSUE	
Cancelled, In Judgement Or Delayed For Final Levy Year	\$ -
Basis of Accruals Contemplated on Net Collections or Better in Anticipation:	
Bond Issues Accruing By Tax Levy	\$ -
Normal Annual Accrual	\$ -
Accrual Liability To Date	\$ -
Deductions From Total Accruals:	
Bonds Paid Prior To 6-30-2021	\$ -
Bonds Paid During 2021-2022	\$ -
Matured Bonds Unpaid	\$ -
Balance of Accrual Liability	\$ -
TOTAL BONDS OUTSTANDING 6-30-2022:	
Matured	\$ -
Unmatured	\$ -
Requirement for Interest Earnings After Last Tax-Levy Year:	
Terminal Interest To Accrue	\$ -
Accrue Each Year	\$ -
Total Accrual To Date	\$ -
Current Interest Earnings Through 2022-2023	\$ -
Total Interest To Levy For 2022-2023	\$ -
INTEREST COUPON ACCOUNT:	
Interest Earned But Unpaid 6-30-2021:	
Matured	\$ -
Unmatured	\$ -
Interest Earnings 2021-2022:	
Coupons Paid Through 2021-2022:	\$ -
Interest Earned But Unpaid 6-30-2022:	
Matured	\$ -
Unmatured	\$ -

SINKING FUND ACCOUNTS COVERING THE PERIOD JULY 1, 2021, to JUNE 30, 2022
ESTIMATE OF NEEDS FOR 2022-2023

EXHIBIT "G"

Schedule 2, Detail of Judgement Indebtedness as of June 30, 2022 - Not Affecting Homesteads				
Judgements For Indebtedness Originally Incurred After January 8, 1937				
IN FAVOR OF	Name			
BY WHOM OWNED	Name			
PURPOSE OF JUDGEMENT	Title			
Case Number	Number			
NAME OF COURT	Name			
Date of Judgement	Date			
Principal Amount of Judgement	\$ -	\$ -	\$ -	\$ -
Tax Levies Made	\$ -	\$ -	\$ -	\$ -
Principal Amount Provided for to June 30, 2021	\$ -	\$ -	\$ -	\$ -
Principal Amount Provided for In 2021-2022	\$ -	\$ -	\$ -	\$ -
PRINCIPAL AMOUNT NOT PROVIDED FOR	\$ -	\$ -	\$ -	\$ -
AMOUNT TO PROVIDE BY TAX LEVY FISCAL YEAR 2022-2023				
Principal 1/3	\$ -	\$ -	\$ -	\$ -
Interest	\$ -	\$ -	\$ -	\$ -
FOR ALL JUDGEMENTS REPORTED:				
LEVIED FOR BUT UNPAID JUDGEMENT OBLIGATIONS				
OUTSTANDING JUNE 30, 2021:				
Principal	\$ -	\$ -	\$ -	\$ -
Interest	\$ -	\$ -	\$ -	\$ -
JUDGEMENT OBLIGATIONS SINCE LEVIED FOR:				
Principal	\$ -	\$ -	\$ -	\$ -
Interest	\$ -	\$ -	\$ -	\$ -
JUDGEMENT OBLIGATIONS SINCE PAID:				
Principal	\$ -	\$ -	\$ -	\$ -
Interest	\$ -	\$ -	\$ -	\$ -
LEVIED BUT UNPAID JUDGEMENT OBLIGATIONS				
OUTSTANDING JUNE 30, 2022:				
Principal	\$ -	\$ -	\$ -	\$ -
Interest	\$ -	\$ -	\$ -	\$ -
Total	\$ -	\$ -	\$ -	\$ -

Schedule 3, Prepaid Judgements as of June 30, 2022			
Prepaid Judgements On Indebtedness Originating After January 8, 1937			
NAME OF JUDGEMENT	Name		
CASE NUMBER	Number		
NAME OF COURT	Name		
Principal Amount Of Judgement	\$ -	\$ -	\$ -
Tax Levies Made	\$ -	\$ -	\$ -
Unreimbursed Balance At June 30, 2021	\$ -	\$ -	\$ -
Reimbursement By 2021 Tax Levy	\$ -	\$ -	\$ -
Annual Accrual On Prepaid Judgements	\$ -	\$ -	\$ -
Stricken By Court Order	\$ -	\$ -	\$ -
Asset Balance June 30, 2022	\$ -	\$ -	\$ -

EXHIBIT "G"

Schedule 2, Detail of Judgement Indebtedness as of June 30, 2022 - Not Affecting Homesteads (New) (Continued)					
					TOTAL ALL JUDGEMENTS
\$ -	\$ -	\$ -	\$ -	\$ -	\$ -
\$ -	\$ -	\$ -	\$ -	\$ -	\$ -
\$ -	\$ -	\$ -	\$ -	\$ -	\$ -
\$ -	\$ -	\$ -	\$ -	\$ -	\$ -
\$ -	\$ -	\$ -	\$ -	\$ -	\$ -
\$ -	\$ -	\$ -	\$ -	\$ -	\$ -
\$ -	\$ -	\$ -	\$ -	\$ -	\$ -
\$ -	\$ -	\$ -	\$ -	\$ -	\$ -
\$ -	\$ -	\$ -	\$ -	\$ -	\$ -
\$ -	\$ -	\$ -	\$ -	\$ -	\$ -
\$ -	\$ -	\$ -	\$ -	\$ -	\$ -
\$ -	\$ -	\$ -	\$ -	\$ -	\$ -
\$ -	\$ -	\$ -	\$ -	\$ -	\$ -
\$ -	\$ -	\$ -	\$ -	\$ -	\$ -
\$ -	\$ -	\$ -	\$ -	\$ -	\$ -

Schedule 3, Prepaid Judgements as of June 30, 2022 (Continued)					
					TOTAL ALL PREPAID JUDGEMENTS
\$ -	\$ -	\$ -	\$ -	\$ -	\$ -
\$ -	\$ -	\$ -	\$ -	\$ -	\$ -
\$ -	\$ -	\$ -	\$ -	\$ -	\$ -
\$ -	\$ -	\$ -	\$ -	\$ -	\$ -
\$ -	\$ -	\$ -	\$ -	\$ -	\$ -
\$ -	\$ -	\$ -	\$ -	\$ -	\$ -
\$ -	\$ -	\$ -	\$ -	\$ -	\$ -
\$ -	\$ -	\$ -	\$ -	\$ -	\$ -

SINKING FUND ACCOUNTS COVERING THE PERIOD JULY 1, 2021, to JUNE 30, 2022
ESTIMATE OF NEEDS FOR 2022-2023

EXHIBIT "G"

Schedule 4, Sinking Fund Cash Statement		
Revenue Receipts and Disbursements	SINKING FUND	
	Detail	Extension
Cash on Hand June 30, 2021		\$ 18,896.30
Investments Since Liquidated	\$ -	
COLLECTED AND APPORTIONED:		
2020 and Prior Ad Valorem Tax	\$ -	
2021 Ad Valorem Tax	\$ -	
Protest Tax Refunds	\$ -	
All Other Receipts	\$ -	
TOTAL RECEIPTS		\$ -
TOTAL RECEIPTS AND BALANCE		\$ 18,896.30
DISBURSEMENTS:		
Coupons Paid	\$ -	
Transferred to Other Funds	\$ -	
Interest Paid on Past-Due Coupons	\$ -	
Bonds Paid	\$ -	
Interest Paid on Past-Due Bonds	\$ -	
Commission Paid to Fiscal Agency	\$ -	
Judgements Paid	\$ -	
Interest Paid on Such Judgements	\$ -	
Investments Purchased	\$ -	
Judgements Paid Under 62 O.S. 1981, § 435	\$ -	
TOTAL DISBURSEMENTS		\$ -
CASH BALANCE ON HAND JUNE 30, 2022		\$ 18,896.30

Schedule 5, Sinking Fund Balance Sheet		
	SINKING FUND	
	Detail	Extension
Cash Balance on Hand June 30, 2022		\$ 18,896.30
Legal Investments Properly Maturing	\$ -	
Judgements Paid to Recover By Tax Levy	\$ -	
TOTAL LIQUID ASSETS (In Extension Column)		\$ 18,896.30
DEDUCT MATURED INDEBTEDNESS:		
a. Past-Due Coupons	\$ -	
b. Interest Accrued Thereon	\$ -	
c. Past-Due Bonds	\$ -	
d. Interest Thereon After Last Coupon	\$ -	
e. Fiscal Agency Commission on Above	\$ -	
f. Judgements and Interest Levied for But Unpaid	\$ -	
TOTAL Items a. Through f. (To Extension Column)		\$ -
BALANCE OF ASSETS SUBJECT TO ACCRUALS		\$ 18,896.30
DEDUCT ACCRUAL RESERVES IF ASSETS SUFFICIENT:		
g. Earned Unmatured Interest	\$ -	
h. Accrual on Final Coupons	\$ -	
i. Accrued on Unmatured Bonds	\$ -	
TOTAL Items g. Through i. (To Extension Column)		\$ -
EXCESS OF ASSETS OVER ACCRUAL RESERVES		\$ 18,896.30

EXHIBIT "G"

Schedule 6, Estimate of Sinking Fund Needs		
	SINKING FUND	
	Computed By Governing Board	Provided By Excise Board
Interest Earnings On Bonds	\$ -	\$ -
Accrual on Unmatured Bonds	\$ -	\$ -
Annual Accrual on "Prepaid" Judgements	\$ -	\$ -
Annual Accrual on Unpaid Judgements	\$ -	\$ -
Interest on Unpaid Judgements	\$ -	\$ -
Annual Accrual From Exhibit KK	\$ -	\$ -
TOTAL SINKING FUND PROVISION	\$ -	\$ -

Schedule 7, 2021 Ad Valorem Tax Account - Sinking Funds			
	Gross Value \$	0.00	
	Net Value \$	0.00	0.00 Mills
			Amount
Total Proceeds of Levy as Certified			\$ -
Additions:			\$ -
Deductions:			\$ -
Gross Balance Tax			\$ -
Less Reserve for Delinquent Tax			\$ -
Reserve for Protest Pending			\$ -
Balance Available Tax			\$ -
Deduct 2021 Tax Apportioned			\$ -
Net Balance 2021 Tax in Process of Collection or Excess Collections			\$ -

Schedule 9, Sinking Fund Investments						
INVESTED IN	Investments on Hand June 30, 2021	Since Purchased	LIQUIDATIONS		Barred by Court Order	Investments on Hand June 30, 2021
			By Collections of Cost	Amortized Premium		
	\$ -	\$ -	\$ -	\$ -	\$ -	\$ -
	\$ -	\$ -	\$ -	\$ -	\$ -	\$ -
	\$ -	\$ -	\$ -	\$ -	\$ -	\$ -
	\$ -	\$ -	\$ -	\$ -	\$ -	\$ -
	\$ -	\$ -	\$ -	\$ -	\$ -	\$ -
	\$ -	\$ -	\$ -	\$ -	\$ -	\$ -
	\$ -	\$ -	\$ -	\$ -	\$ -	\$ -
	\$ -	\$ -	\$ -	\$ -	\$ -	\$ -
	\$ -	\$ -	\$ -	\$ -	\$ -	\$ -
TOTAL INVESTMENTS	\$ -	\$ -	\$ -	\$ -	\$ -	\$ -

SINKING FUND ACCOUNTS COVERING THE PERIOD JULY 1, 2021, to JUNE 30, 2022
ESTIMATE OF NEEDS FOR 2022-2023

EXHIBIT "G"

Schedule 10, Miscellaneous Revenue	
Source	2021-2022 ACCOUNT ACTUALLY COLLECTED
TOTAL REVENUES FOR THE FUND	
Grand Total Sinking Fund	\$ -

SINKING FUND ACCOUNTS COVERING THE PERIOD JULY 1, 2021, to JUNE 30, 2022
ESTIMATE OF NEEDS FOR 2022-2023

EXHIBIT "G"

Page 37

Schedule 1, Detail of Bond and Coupon Indebtedness as of June 30, 2022 - Not Affecting Homesteads (New)							
PURPOSE OF BOND ISSUE:	County Sinking Fund					G-3001	
Date of Issue						1/0/1900	
Date of Sale By Delivery						1/0/1900	
HOW AND WHEN BONDS MATURE							
Uniform Maturities:							
Date Maturing Begins						1/0/1900	
Amount of Each Uniform Maturity						\$ -	
Final Maturity Otherwise							
Date of Final Maturity						1/0/1900	
Amount of Final Maturity						\$ -	
AMOUNT OF ORIGINAL ISSUE							
Cancelled, In Judgement Or Delayed For Final Levy Year							
							\$ -
Basis of Accruals Contemplated on Net Collections or Better in Anticipation:							
Bond Issues Accruing By Tax Levy							\$ -
Years to Run							1
Normal Annual Accrual							\$ -
Tax Years Run							2
Accrual Liability To Date							\$ -
Deductions From Total Accruals:							
Bonds Paid Prior To 6-30-2021							\$ -
Bonds Paid During 2021-2022							\$ -
Matured Bonds Unpaid							\$ -
Balance of Accrual Liability							\$ -
TOTAL BONDS OUTSTANDING 6-30-2022:							
Matured							\$ -
Unmatured							\$ -
Coupon Computation:							
	Coupon Date	Unmatured Amount	% Int.	Months	Interest Amount		
Bonds and Coupons	01/01/00	\$ -	0.00%	12	\$ -		
Bonds and Coupons	01/01/00	\$ -	0.00%	12	\$ -		
Bonds and Coupons	01/01/00	\$ -	0.00%	12	\$ -		
Bonds and Coupons	01/01/00	\$ -	0.00%	12	\$ -		
Bonds and Coupons	01/01/00	\$ -	0.00%	12	\$ -		
Bonds and Coupons	01/01/00	\$ -	0.00%	12	\$ -		
Bonds and Coupons	01/01/00	\$ -	0.00%	12	\$ -		
Bonds and Coupons	01/01/00	\$ -	0.00%	12	\$ -		
Bonds and Coupons	01/01/00	\$ -	0.00%	12	\$ -		
Bonds and Coupons	01/01/00	\$ -	0.00%	12	\$ -		
Requirement for Interest Earnings After Last Tax-Levy Year:							
Terminal Interest To Accrue							\$ -
Years to Run							1
Accrue Each Year							\$ -
Tax Years Run							1
Total Accrual To Date							\$ -
Current Interest Earnings Through 2022-2023							\$ -
Total Interest To Levy For 2022-2023							\$ -
INTEREST COUPON ACCOUNT:							
Interest Earned But Unpaid 6-30-2021:							
Matured							\$ -
Unmatured							\$ -
Interest Earnings 2021-2022:							\$ -
Coupons Paid Through 2021-2022:							\$ -
Interest Earned But Unpaid 6-30-2022:							
Matured							\$ -
Unmatured							\$ -

TOTAL OF SPECIAL REVENUE FUNDS COVERING THE PERIOD JULY 1, 2021 TO JUNE 30, 2022
ESTIMATE OF NEEDS FOR 2022-2023

EXHIBIT "I" TOTALS

Schedule 1: Current Balance Sheet - June 30, 2022	
ASSETS:	
Cash Balances	\$ 4,185,115.07
Investments	\$ -
TOTAL ASSETS	\$ 4,185,115.07
LIABILITIES AND RESERVES:	
Warrants Outstanding	\$ -
Reserve for Interest on Warrants	\$ -
Reserves From Schedule 3	\$ -
TOTAL LIABILITIES AND RESERVES	\$ -
CASH FUND BALANCE JUNE 30, 2022	\$ 4,185,115.07
TOTAL LIABILITIES, RESERVES AND CASH FUND BALANCE	\$ 4,185,115.07

Schedule 5: Special Revenue Funds Balance Sheet of Current and All Prior Years		
CURRENT AND ALL PRIOR YEARS	2021-22	PRE-2021
Cash Balance Reported to Excise Board June 30, 2021	\$ -	\$ 3,975,272.84
Opening Balance from Prior Year	\$ 3,866,113.08	\$ 3,866,113.08
Cash Fund Balance Transferred Out	\$ 118,138.45	\$ -
Cash Fund Balance Transferred In	\$ 209,895.88	\$ -
Adjusted Cash Balance	\$ 3,957,870.51	\$ 109,159.76
Ad Valorem Tax Apportioned To Year In Caption	\$ 354,804.19	\$ -
Sources of Revenue		
9000 Interest, Mortgage Tax	\$ 13,245.14	\$ 1,396.57
9100 Local Revenues	\$ 2,345,471.65	\$ 1,611,026.66
9200 State Revenues	\$ 776,824.37	\$ 507,179.86
9300 Federal Revenues	\$ 1,689,797.59	\$ 954,919.83
9400 Miscellaneous Revenues	\$ 137,228.58	\$ 124,633.33
9500 Special Assessments	\$ 45.00	\$ 350.00
9600 Other Revenues	\$ -	\$ -
9700 School Revenues	\$ -	\$ -
All Other Non-Tax Revenues	\$ -	\$ -
Sales Tax and Sales Tax Interest	\$ -	\$ -
Cash Fund Balance Forward From Preceding Year	\$ 0.00	\$ -
Prior Expenditures Recovered	\$ -	\$ -
TOTAL RECEIPTS	\$ 5,317,416.52	\$ -
TOTAL RECEIPTS AND BALANCE	\$ 9,275,287.03	\$ 109,159.76
Warrants of Year in Caption	\$ 5,090,171.96	\$ 109,159.76
Interest Paid Thereon	\$ -	\$ -
TOTAL DISBURSEMENTS	\$ 5,090,171.96	\$ 109,159.76
CASH BALANCE JUNE 30, 2022	\$ 4,185,115.07	\$ (0.00)
Reserve for Warrants Outstanding	\$ -	\$ -
Reserve for Interest on Warrants	\$ -	\$ -
Reserves From Schedule 8	\$ -	\$ -
TOTAL LIABILITES AND RESERVE	\$ -	\$ -
DEFICIT:	\$ -	\$ (0.00)
CASH BALANCE FORWARD TO NEXT YEAR	\$ 4,185,115.07	\$ 0.00

Schedule 9: Special Revenue Funds Summary of Expenses				
Total for Expenses	Net Appropriations July 1, 2022	Warrants Issued	Reserves	Approved by County Excise Board
1100 Total Salaries	\$ 1,338,178.05	\$ 1,338,178.05	\$ -	\$ -
1200 Fringe Benefits	\$ -	\$ -	\$ -	\$ -
1300 Travel Related	\$ 6,250.64	\$ 6,250.64	\$ -	\$ -
2005 Total Maintenance & Operations	\$ 2,412,188.26	\$ 2,412,188.26	\$ -	\$ -
4110 Machinery & Equipment, Capital Outlay	\$ 1,424,251.62	\$ 1,434,196.72	\$ -	\$ -
All Other Expenses	\$ 4,368.08	\$ 4,368.08	\$ -	\$ -
TOTAL EXPENDITURES 2021-22 FISCAL YEAR	\$ 5,185,236.65	\$ 5,195,181.75	\$ -	\$ -

COUNTY BRIDGE AND ROAD IMPROVEMENT COVERING THE PERIOD 7/1/2021 TO 6/30/2022
ESTIMATE OF NEEDS FOR 2022-2023

I-1103

COUNTY BRIDGE AND ROAD IMPROVEMENT

Schedule 1: Current Balance Sheet - June 30, 2022	
ASSETS:	
Cash Balances	\$ 564,042.68
Investments	\$ -
TOTAL ASSETS	\$ 564,042.68
LIABILITIES AND RESERVES:	
Warrants Outstanding	\$ -
Reserve for Interest on Warrants	\$ -
Reserves From Schedule 3	\$ -
TOTAL LIABILITIES AND RESERVES	\$ -
CASH FUND BALANCE JUNE 30, 2022	\$ 564,042.68
TOTAL LIABILITIES, RESERVES AND CASH FUND BALANCE	\$ 564,042.68

Schedule 5: County Bridge And Road Improvement Fund Balance Sheet of Current and All Prior Years		
CURRENT AND ALL PRIOR YEARS	2021-22	PRE-2021
Cash Balance Reported to Excise Board June 30, 2021	\$ -	\$ 943,354.18
Opening Balance from Prior Year	\$ 891,938.92	\$ 891,938.92
Cash Fund Balance Transferred Out	\$ -	\$ -
Cash Fund Balance Transferred In	\$ -	\$ -
Adjusted Cash Balance	\$ 891,938.92	\$ 51,415.26
Ad Valorem Tax Apportioned To Year In Caption	\$ -	\$ -
Sources of Revenue		
9000 Interest, Mortgage Tax	\$ 2,132.23	\$ 1,001.39
9100 Local Revenues	\$ -	\$ -
9200 State Revenues	\$ 659,977.42	\$ 401,531.90
9300 Federal Revenues	\$ -	\$ -
9400 Miscellaneous Revenues	\$ 31,218.99	\$ -
9500 Special Assessments	\$ -	\$ -
9600 Other Revenues	\$ -	\$ -
9700 School Revenues	\$ -	\$ -
All Other Non-Tax Revenues	\$ -	\$ -
Sales Tax and Sales Tax Interest	\$ -	\$ -
Cash Fund Balance Forward From Preceding Year	\$ -	\$ -
Prior Expenditures Recovered	\$ -	\$ -
TOTAL RECEIPTS	\$ 693,328.64	\$ -
TOTAL RECEIPTS AND BALANCE	\$ 1,585,267.56	\$ 51,415.26
Warrants of Year in Caption	\$ 1,021,224.88	\$ 51,415.26
Interest Paid Thereon	\$ -	\$ -
TOTAL DISBURSEMENTS	\$ 1,021,224.88	\$ 51,415.26
CASH BALANCE JUNE 30, 2022	\$ 564,042.68	\$ -
Reserve for Warrants Outstanding	\$ -	\$ -
Reserve for Interest on Warrants	\$ -	\$ -
Reserves From Schedule 8	\$ -	\$ -
TOTAL LIABILITES AND RESERVE	\$ -	\$ -
DEFICIT:	\$ -	\$ -
CASH BALANCE FORWARD TO NEXT YEAR	\$ 564,042.68	\$ -

Schedule 9: County Bridge And Road Improvement Fund Summary of Expenses				
Total for Expenses	Net Appropriations July 1, 2022	Warrants Issued	Reserves	Approved by County Excise Board
1100 Total Salaries	\$ -	\$ -	\$ -	\$ -
1200 Fringe Benefits	\$ -	\$ -	\$ -	\$ -
1300 Travel Related	\$ -	\$ -	\$ -	\$ -
2000 Total Maintenance & Operations	\$ 1,126,234.67	\$ 1,126,234.67	\$ -	\$ -
4100 Total Machinery & Equipment, Capital Outlay	\$ -	\$ -	\$ -	\$ -
All Other Expenses	\$ -	\$ -	\$ -	\$ -
TOTAL EXPENDITURES 2021-22 FISCAL YEAR	\$ 1,126,234.67	\$ 1,126,234.67	\$ -	\$ -

911 PHONE FEES COVERING THE PERIOD 7/1/2021 TO 6/30/2022
ESTIMATE OF NEEDS FOR 2022-2023

I-1201

911 PHONE FEES

Schedule 1: Current Balance Sheet - June 30, 2022	
ASSETS:	
Cash Balances	\$ 19,134.11
Investments	\$ -
TOTAL ASSETS	\$ 19,134.11
LIABILITIES AND RESERVES:	
Warrants Outstanding	\$ -
Reserve for Interest on Warrants	\$ -
Reserves From Schedule 3	\$ -
TOTAL LIABILITIES AND RESERVES	\$ -
CASH FUND BALANCE JUNE 30, 2022	\$ 19,134.11
TOTAL LIABILITIES, RESERVES AND CASH FUND BALANCE	\$ 19,134.11

Schedule 5: 911 Phone Fees Fund Balance Sheet of Current and All Prior Years		
CURRENT AND ALL PRIOR YEARS	2021-22	PRE-2021
Cash Balance Reported to Excise Board June 30, 2021	\$ -	\$ 41,747.96
Opening Balance from Prior Year	\$ 41,747.96	\$ 41,747.96
Cash Fund Balance Transferred Out	\$ -	\$ -
Cash Fund Balance Transferred In	\$ -	\$ -
Adjusted Cash Balance	\$ 41,747.96	\$ -
Ad Valorem Tax Apportioned To Year In Caption	\$ -	\$ -
Sources of Revenue		
9000 Interest, Mortgage Tax	\$ -	\$ -
9100 Local Revenues	\$ 75,881.32	\$ 80,404.79
9200 State Revenues	\$ -	\$ -
9300 Federal Revenues	\$ -	\$ -
9400 Miscellaneous Revenues	\$ -	\$ -
9500 Special Assessments	\$ -	\$ -
9600 Other Revenues	\$ -	\$ -
9700 School Revenues	\$ -	\$ -
All Other Non-Tax Revenues	\$ -	\$ -
Sales Tax and Sales Tax Interest	\$ -	\$ -
Cash Fund Balance Forward From Preceding Year	\$ -	\$ -
Prior Expenditures Recovered	\$ -	\$ -
TOTAL RECEIPTS	\$ 75,881.32	\$ -
TOTAL RECEIPTS AND BALANCE	\$ 117,629.28	\$ -
Warrants of Year in Caption	\$ 98,495.17	\$ -
Interest Paid Thereon	\$ -	\$ -
TOTAL DISBURSEMENTS	\$ 98,495.17	\$ -
CASH BALANCE JUNE 30, 2022	\$ 19,134.11	\$ -
Reserve for Warrants Outstanding	\$ -	\$ -
Reserve for Interest on Warrants	\$ -	\$ -
Reserves From Schedule 8	\$ -	\$ -
TOTAL LIABILITIES AND RESERVE	\$ -	\$ -
DEFICIT:	\$ -	\$ -
CASH BALANCE FORWARD TO NEXT YEAR	\$ 19,134.11	\$ -

Schedule 9: 911 Phone Fees Fund Summary of Expenses				
Total for Expenses	Net Appropriations July 1, 2022	Warrants Issued	Reserves	Approved by County Excise Board
1100 Total Salaries	\$ -	\$ -	\$ -	\$ -
1200 Fringe Benefits	\$ -	\$ -	\$ -	\$ -
1300 Travel Related	\$ -	\$ -	\$ -	\$ -
2000 Total Maintenance & Operations	\$ 98,495.17	\$ 98,495.17	\$ -	\$ -
4100 Total Machinery & Equipment, Capital Outlay	\$ -	\$ -	\$ -	\$ -
All Other Expenses	\$ -	\$ -	\$ -	\$ -
TOTAL EXPENDITURES 2021-22 FISCAL YEAR	\$ 98,495.17	\$ 98,495.17	\$ -	\$ -

ASSESSOR REVOLVING FEE COVERING THE PERIOD 7/1/2021 TO 6/30/2022
ESTIMATE OF NEEDS FOR 2022-2023

I-1204

ASSESSOR REVOLVING FEE

Schedule 1: Current Balance Sheet - June 30, 2022	
ASSETS:	
Cash Balances	\$ 22,923.63
Investments	\$ -
TOTAL ASSETS	\$ 22,923.63
LIABILITIES AND RESERVES:	
Warrants Outstanding	\$ -
Reserve for Interest on Warrants	\$ -
Reserves From Schedule 3	\$ -
TOTAL LIABILITIES AND RESERVES	\$ -
CASH FUND BALANCE JUNE 30, 2022	\$ 22,923.63
TOTAL LIABILITIES, RESERVES AND CASH FUND BALANCE	\$ 22,923.63

Schedule 5: Assessor Revolving Fee Fund Balance Sheet of Current and All Prior Years		
CURRENT AND ALL PRIOR YEARS	2021-22	PRE-2021
Cash Balance Reported to Excise Board June 30, 2021	\$ -	\$ 20,951.26
Opening Balance from Prior Year	\$ 19,999.66	\$ 19,999.66
Cash Fund Balance Transferred Out	\$ -	\$ -
Cash Fund Balance Transferred In	\$ -	\$ -
Adjusted Cash Balance	\$ 19,999.66	\$ 951.60
Ad Valorem Tax Apportioned To Year In Caption	\$ -	\$ -
Sources of Revenue		
9000 Interest, Mortgage Tax	\$ 62.22	\$ 27.68
9100 Local Revenues	\$ 3,213.00	\$ 3,770.55
9200 State Revenues	\$ -	\$ -
9300 Federal Revenues	\$ -	\$ -
9400 Miscellaneous Revenues	\$ -	\$ -
9500 Special Assessments	\$ -	\$ -
9600 Other Revenues	\$ -	\$ -
9700 School Revenues	\$ -	\$ -
All Other Non-Tax Revenues	\$ -	\$ -
Sales Tax and Sales Tax Interest	\$ -	\$ -
Cash Fund Balance Forward From Preceding Year	\$ -	\$ -
Prior Expenditures Recovered	\$ -	\$ -
TOTAL RECEIPTS	\$ 3,275.22	\$ -
TOTAL RECEIPTS AND BALANCE	\$ 23,274.88	\$ 951.60
Warrants of Year in Caption	\$ 351.25	\$ 951.60
Interest Paid Thereon	\$ -	\$ -
TOTAL DISBURSEMENTS	\$ 351.25	\$ 951.60
CASH BALANCE JUNE 30, 2022	\$ 22,923.63	\$ (0.00)
Reserve for Warrants Outstanding	\$ -	\$ -
Reserve for Interest on Warrants	\$ -	\$ -
Reserves From Schedule 8	\$ -	\$ -
TOTAL LIABILITES AND RESERVE	\$ -	\$ -
DEFICIT:	\$ -	\$ (0.00)
CASH BALANCE FORWARD TO NEXT YEAR	\$ 22,923.63	\$ -

Schedule 9: Assessor Revolving Fee Fund Summary of Expenses				
Total for Expenses	Net Appropriations July 1, 2022	Warrants Issued	Reserves	Approved by County Excise Board
1100 Total Salaries	\$ -	\$ -	\$ -	\$ -
1200 Fringe Benefits	\$ -	\$ -	\$ -	\$ -
1300 Travel Related	\$ -	\$ -	\$ -	\$ -
2000 Total Maintenance & Operations	\$ 351.25	\$ 351.25	\$ -	\$ -
4100 Total Machinery & Equipment, Capital Outlay	\$ -	\$ -	\$ -	\$ -
All Other Expenses	\$ -	\$ -	\$ -	\$ -
TOTAL EXPENDITURES 2021-22 FISCAL YEAR	\$ 351.25	\$ 351.25	\$ -	\$ -

COUNTY CLERK LIEN FEE COVERING THE PERIOD 7/1/2021 TO 6/30/2022
ESTIMATE OF NEEDS FOR 2022-2023

I-1208

COUNTY CLERK LIEN FEE

Schedule 1: Current Balance Sheet - June 30, 2022	
ASSETS:	
Cash Balances	\$ 220,916.53
Investments	\$ -
TOTAL ASSETS	\$ 220,916.53
LIABILITIES AND RESERVES:	
Warrants Outstanding	\$ -
Reserve for Interest on Warrants	\$ -
Reserves From Schedule 3	\$ -
TOTAL LIABILITIES AND RESERVES	\$ -
CASH FUND BALANCE JUNE 30, 2022	\$ 220,916.53
TOTAL LIABILITIES, RESERVES AND CASH FUND BALANCE	\$ 220,916.53

Schedule 5: County Clerk Lien Fee Fund Balance Sheet of Current and All Prior Years		
CURRENT AND ALL PRIOR YEARS	2021-22	PRE-2021
Cash Balance Reported to Excise Board June 30, 2021	\$ -	\$ 205,336.13
Opening Balance from Prior Year	\$ 205,336.13	\$ 205,336.13
Cash Fund Balance Transferred Out	\$ -	\$ -
Cash Fund Balance Transferred In	\$ -	\$ -
Adjusted Cash Balance	\$ 205,336.13	\$ -
Ad Valorem Tax Apportioned To Year In Caption	\$ -	\$ -
Sources of Revenue		
9000 Interest, Mortgage Tax	\$ -	\$ -
9100 Local Revenues	\$ 30,335.08	\$ 21,441.67
9200 State Revenues	\$ -	\$ -
9300 Federal Revenues	\$ -	\$ -
9400 Miscellaneous Revenues	\$ -	\$ -
9500 Special Assessments	\$ -	\$ -
9600 Other Revenues	\$ -	\$ -
9700 School Revenues	\$ -	\$ -
All Other Non-Tax Revenues	\$ -	\$ -
Sales Tax and Sales Tax Interest	\$ -	\$ -
Cash Fund Balance Forward From Preceding Year	\$ -	\$ -
Prior Expenditures Recovered	\$ -	\$ -
TOTAL RECEIPTS	\$ 30,335.08	\$ -
TOTAL RECEIPTS AND BALANCE	\$ 235,671.21	\$ -
Warrants of Year in Caption	\$ 14,754.68	\$ -
Interest Paid Thereon	\$ -	\$ -
TOTAL DISBURSEMENTS	\$ 14,754.68	\$ -
CASH BALANCE JUNE 30, 2022	\$ 220,916.53	\$ -
Reserve for Warrants Outstanding	\$ -	\$ -
Reserve for Interest on Warrants	\$ -	\$ -
Reserves From Schedule 8	\$ -	\$ -
TOTAL LIABILITES AND RESERVE	\$ -	\$ -
DEFICIT:	\$ -	\$ -
CASH BALANCE FORWARD TO NEXT YEAR	\$ 220,916.53	\$ -

Schedule 9: County Clerk Lien Fee Fund Summary of Expenses				
Total for Expenses	Net Appropriations July 1, 2022	Warrants Issued	Reserves	Approved by County Excise Board
1100 Total Salaries	\$ 13,006.73	\$ 13,006.73	\$ -	\$ -
1200 Fringe Benefits	\$ -	\$ -	\$ -	\$ -
1300 Travel Related	\$ -	\$ -	\$ -	\$ -
2000 Total Maintenance & Operations	\$ 1,747.95	\$ 1,747.95	\$ -	\$ -
4100 Total Machinery & Equipment, Capital Outlay	\$ -	\$ -	\$ -	\$ -
All Other Expenses	\$ -	\$ -	\$ -	\$ -
TOTAL EXPENDITURES 2021-22 FISCAL YEAR	\$ 14,754.68	\$ 14,754.68	\$ -	\$ -

ESTIMATE OF NEEDS FOR 2022-2023

I-1209

COUNTY CLERK RECORDS MANAGEMENT AND PRESERVATION

Schedule 1: Current Balance Sheet - June 30, 2022	
ASSETS:	
Cash Balances	\$ 478,615.14
Investments	\$ -
TOTAL ASSETS	\$ 478,615.14
LIABILITIES AND RESERVES:	
Warrants Outstanding	\$ -
Reserve for Interest on Warrants	\$ -
Reserves From Schedule 3	\$ -
TOTAL LIABILITIES AND RESERVES	\$ -
CASH FUND BALANCE JUNE 30, 2022	\$ 478,615.14
TOTAL LIABILITIES, RESERVES AND CASH FUND BALANCE	\$ 478,615.14

Schedule 5: County Clerk Records Management And Preservation Fund Balance Sheet of Current and All Prior Years		
CURRENT AND ALL PRIOR YEARS	2021-22	PRE-2021
Cash Balance Reported to Excise Board June 30, 2021	\$ -	\$ 397,793.01
Opening Balance from Prior Year	\$ 389,505.01	\$ 389,505.01
Cash Fund Balance Transferred Out	\$ -	\$ -
Cash Fund Balance Transferred In	\$ -	\$ -
Adjusted Cash Balance	\$ 389,505.01	\$ 8,288.00
Ad Valorem Tax Apportioned To Year In Caption	\$ -	\$ -
Sources of Revenue		
9000 Interest, Mortgage Tax	\$ -	\$ -
9100 Local Revenues	\$ 128,776.00	\$ 120,348.00
9200 State Revenues	\$ -	\$ -
9300 Federal Revenues	\$ -	\$ -
9400 Miscellaneous Revenues	\$ -	\$ -
9500 Special Assessments	\$ -	\$ -
9600 Other Revenues	\$ -	\$ -
9700 School Revenues	\$ -	\$ -
All Other Non-Tax Revenues	\$ -	\$ -
Sales Tax and Sales Tax Interest	\$ -	\$ -
Cash Fund Balance Forward From Preceding Year	\$ -	\$ -
Prior Expenditures Recovered	\$ -	\$ -
TOTAL RECEIPTS	\$ 128,776.00	\$ -
TOTAL RECEIPTS AND BALANCE	\$ 518,281.01	\$ 8,288.00
Warrants of Year in Caption	\$ 39,665.87	\$ 8,288.00
Interest Paid Thereon	\$ -	\$ -
TOTAL DISBURSEMENTS	\$ 39,665.87	\$ 8,288.00
CASH BALANCE JUNE 30, 2022	\$ 478,615.14	\$ -
Reserve for Warrants Outstanding	\$ -	\$ -
Reserve for Interest on Warrants	\$ -	\$ -
Reserves From Schedule 8	\$ -	\$ -
TOTAL LIABILITES AND RESERVE	\$ -	\$ -
DEFICIT:	\$ -	\$ -
CASH BALANCE FORWARD TO NEXT YEAR	\$ 478,615.14	\$ -

Schedule 9: County Clerk Records Management And Preservation Fund Summary of Expenses				
Total for Expenses	Net Appropriations July 1, 2022	Warrants Issued	Reserves	Approved by County Excise Board
1100 Total Salaries	\$ 35,278.30	\$ 35,278.30	\$ -	\$ -
1200 Fringe Benefits	\$ -	\$ -	\$ -	\$ -
1300 Travel Related	\$ -	\$ -	\$ -	\$ -
2000 Total Maintenance & Operations	\$ 4,387.57	\$ 4,387.57	\$ -	\$ -
4100 Total Machinery & Equipment, Capital Outlay	\$ -	\$ -	\$ -	\$ -
All Other Expenses	\$ -	\$ -	\$ -	\$ -
TOTAL EXPENDITURES 2021-22 FISCAL YEAR	\$ 39,665.87	\$ 39,665.87	\$ -	\$ -

COURT CLERK PAYROLL COVERING THE PERIOD 7/1/2021 TO 6/30/2022
ESTIMATE OF NEEDS FOR 2022-2023

I-1211

COURT CLERK PAYROLL

Schedule 1: Current Balance Sheet - June 30, 2022	
ASSETS:	
Cash Balances	\$ 13,368.23
Investments	\$ -
TOTAL ASSETS	\$ 13,368.23
LIABILITIES AND RESERVES:	
Warrants Outstanding	\$ -
Reserve for Interest on Warrants	\$ -
Reserves From Schedule 3	\$ -
TOTAL LIABILITIES AND RESERVES	\$ -
CASH FUND BALANCE JUNE 30, 2022	\$ 13,368.23
TOTAL LIABILITIES, RESERVES AND CASH FUND BALANCE	\$ 13,368.23

Schedule 5: Court Clerk Payroll Fund Balance Sheet of Current and All Prior Years		
CURRENT AND ALL PRIOR YEARS	2021-22	PRE-2021
Cash Balance Reported to Excise Board June 30, 2021	\$ -	\$ 39.78
Opening Balance from Prior Year	\$ 39.78	\$ 39.78
Cash Fund Balance Transferred Out	\$ -	\$ -
Cash Fund Balance Transferred In	\$ -	\$ -
Adjusted Cash Balance	\$ 39.78	\$ -
Ad Valorem Tax Apportioned To Year In Caption	\$ -	\$ -
Sources of Revenue		
9000 Interest, Mortgage Tax	\$ -	\$ -
9100 Local Revenues	\$ 266,029.72	\$ 198,866.58
9200 State Revenues	\$ -	\$ -
9300 Federal Revenues	\$ -	\$ -
9400 Miscellaneous Revenues	\$ 46.05	\$ 27,211.02
9500 Special Assessments	\$ -	\$ -
9600 Other Revenues	\$ -	\$ -
9700 School Revenues	\$ -	\$ -
All Other Non-Tax Revenues	\$ -	\$ -
Sales Tax and Sales Tax Interest	\$ -	\$ -
Cash Fund Balance Forward From Preceding Year	\$ -	\$ -
Prior Expenditures Recovered	\$ -	\$ -
TOTAL RECEIPTS	\$ 266,075.77	\$ -
TOTAL RECEIPTS AND BALANCE	\$ 266,115.55	\$ -
Warrants of Year in Caption	\$ 252,747.32	\$ -
Interest Paid Thereon	\$ -	\$ -
TOTAL DISBURSEMENTS	\$ 252,747.32	\$ -
CASH BALANCE JUNE 30, 2022	\$ 13,368.23	\$ -
Reserve for Warrants Outstanding	\$ -	\$ -
Reserve for Interest on Warrants	\$ -	\$ -
Reserves From Schedule 8	\$ -	\$ -
TOTAL LIABILITIES AND RESERVE	\$ -	\$ -
DEFICIT:	\$ -	\$ -
CASH BALANCE FORWARD TO NEXT YEAR	\$ 13,368.23	\$ -

Schedule 9: Court Clerk Payroll Fund Summary of Expenses				
Total for Expenses	Net Appropriations July 1, 2022	Warrants Issued	Reserves	Approved by County Excise Board
1100 Total Salaries	\$ 252,747.32	\$ 252,747.32	\$ -	\$ -
1200 Fringe Benefits	\$ -	\$ -	\$ -	\$ -
1300 Travel Related	\$ -	\$ -	\$ -	\$ -
2000 Total Maintenance & Operations	\$ -	\$ -	\$ -	\$ -
4100 Total Machinery & Equipment, Capital Outlay	\$ -	\$ -	\$ -	\$ -
All Other Expenses	\$ -	\$ -	\$ -	\$ -
TOTAL EXPENDITURES 2021-22 FISCAL YEAR	\$ 252,747.32	\$ 252,747.32	\$ -	\$ -

EMERGENCY MANAGEMENT COVERING THE PERIOD 7/1/2021 TO 6/30/2022
ESTIMATE OF NEEDS FOR 2022-2023

EMERGENCY MANAGEMENT

I-1212

Schedule 1: Current Balance Sheet - June 30, 2022	
ASSETS:	
Cash Balances	\$ 156,190.52
Investments	\$ -
TOTAL ASSETS	\$ 156,190.52
LIABILITIES AND RESERVES:	
Warrants Outstanding	\$ -
Reserve for Interest on Warrants	\$ -
Reserves From Schedule 3	\$ -
TOTAL LIABILITIES AND RESERVES	\$ -
CASH FUND BALANCE JUNE 30, 2022	\$ 156,190.52
TOTAL LIABILITIES, RESERVES AND CASH FUND BALANCE	\$ 156,190.52

Schedule 5: Emergency Management Fund Balance Sheet of Current and All Prior Years		
CURRENT AND ALL PRIOR YEARS	2021-22	PRE-2021
Cash Balance Reported to Excise Board June 30, 2021	\$ -	\$ 183,977.63
Opening Balance from Prior Year	\$ 182,145.46	\$ 182,145.46
Cash Fund Balance Transferred Out	\$ 3,820.04	\$ -
Cash Fund Balance Transferred In	\$ -	\$ -
Adjusted Cash Balance	\$ 178,325.42	\$ 1,832.17
Ad Valorem Tax Apportioned To Year In Caption	\$ -	\$ -
Sources of Revenue		
9000 Interest, Mortgage Tax	\$ 577.90	\$ 225.89
9100 Local Revenues	\$ 57,207.59	\$ 45,000.00
9200 State Revenues	\$ 1,500.01	\$ -
9300 Federal Revenues	\$ 207,145.86	\$ 175,021.96
9400 Miscellaneous Revenues	\$ 2,532.18	\$ 283.73
9500 Special Assessments	\$ -	\$ -
9600 Other Revenues	\$ -	\$ -
9700 School Revenues	\$ -	\$ -
All Other Non-Tax Revenues	\$ -	\$ -
Sales Tax and Sales Tax Interest	\$ -	\$ -
Cash Fund Balance Forward From Preceding Year	\$ 0.00	\$ -
Prior Expenditures Recovered	\$ -	\$ -
TOTAL RECEIPTS	\$ 268,963.54	\$ -
TOTAL RECEIPTS AND BALANCE	\$ 447,288.96	\$ 1,832.17
Warrants of Year in Caption	\$ 291,098.44	\$ 1,832.17
Interest Paid Thereon	\$ -	\$ -
TOTAL DISBURSEMENTS	\$ 291,098.44	\$ 1,832.17
CASH BALANCE JUNE 30, 2022	\$ 156,190.52	\$ 0.00
Reserve for Warrants Outstanding	\$ -	\$ -
Reserve for Interest on Warrants	\$ -	\$ -
Reserves From Schedule 8	\$ -	\$ -
TOTAL LIABILITIES AND RESERVE	\$ -	\$ -
DEFICIT:	\$ -	\$ -
CASH BALANCE FORWARD TO NEXT YEAR	\$ 156,190.52	\$ 0.00

Schedule 9: Emergency Management Fund Summary of Expenses				
Total for Expenses	Net Appropriations July 1, 2022	Warrants Issued	Reserves	Approved by County Excise Board
1100 Total Salaries	\$ 57,259.26	\$ 57,259.26	\$ -	\$ -
1200 Fringe Benefits	\$ -	\$ -	\$ -	\$ -
1300 Travel Related	\$ 1,344.05	\$ 1,344.05	\$ -	\$ -
2000 Total Maintenance & Operations	\$ 125,211.13	\$ 125,211.13	\$ -	\$ -
4100 Total Machinery & Equipment, Capital Outlay	\$ 107,284.00	\$ 107,284.00	\$ -	\$ -
All Other Expenses	\$ -	\$ -	\$ -	\$ -
TOTAL EXPENDITURES 2021-22 FISCAL YEAR	\$ 291,098.44	\$ 291,098.44	\$ -	\$ -

FLOOD PLAIN COVERING THE PERIOD 7/1/2021 TO 6/30/2022
ESTIMATE OF NEEDS FOR 2022-2023

I-1213

FLOOD PLAIN

Schedule 1: Current Balance Sheet - June 30, 2022	
ASSETS:	
Cash Balances	\$ 13,697.75
Investments	\$ -
TOTAL ASSETS	\$ 13,697.75
LIABILITIES AND RESERVES:	
Warrants Outstanding	\$ -
Reserve for Interest on Warrants	\$ -
Reserves From Schedule 3	\$ -
TOTAL LIABILITIES AND RESERVES	\$ -
CASH FUND BALANCE JUNE 30, 2022	\$ 13,697.75
TOTAL LIABILITIES, RESERVES AND CASH FUND BALANCE	\$ 13,697.75

Schedule 5: Flood Plain Fund Balance Sheet of Current and All Prior Years		
CURRENT AND ALL PRIOR YEARS	2021-22	PRE-2021
Cash Balance Reported to Excise Board June 30, 2021	\$ -	\$ 12,297.75
Opening Balance from Prior Year	\$ 12,297.75	\$ 12,297.75
Cash Fund Balance Transferred Out	\$ -	\$ -
Cash Fund Balance Transferred In	\$ -	\$ -
Adjusted Cash Balance	\$ 12,297.75	\$ -
Ad Valorem Tax Apportioned To Year In Caption	\$ -	\$ -
Sources of Revenue		
9000 Interest, Mortgage Tax	\$ -	\$ -
9100 Local Revenues	\$ 1,400.00	\$ 800.00
9200 State Revenues	\$ -	\$ -
9300 Federal Revenues	\$ -	\$ -
9400 Miscellaneous Revenues	\$ -	\$ -
9500 Special Assessments	\$ -	\$ -
9600 Other Revenues	\$ -	\$ -
9700 School Revenues	\$ -	\$ -
All Other Non-Tax Revenues	\$ -	\$ -
Sales Tax and Sales Tax Interest	\$ -	\$ -
Cash Fund Balance Forward From Preceding Year	\$ -	\$ -
Prior Expenditures Recovered	\$ -	\$ -
TOTAL RECEIPTS	\$ 1,400.00	\$ -
TOTAL RECEIPTS AND BALANCE	\$ 13,697.75	\$ -
Warrants of Year in Caption	\$ -	\$ -
Interest Paid Thereon	\$ -	\$ -
TOTAL DISBURSEMENTS	\$ -	\$ -
CASH BALANCE JUNE 30, 2022	\$ 13,697.75	\$ -
Reserve for Warrants Outstanding	\$ -	\$ -
Reserve for Interest on Warrants	\$ -	\$ -
Reserves From Schedule 8	\$ -	\$ -
TOTAL LIABILITES AND RESERVE	\$ -	\$ -
DEFICIT:	\$ -	\$ -
CASH BALANCE FORWARD TO NEXT YEAR	\$ 13,697.75	\$ -

Schedule 9: Flood Plain Fund Summary of Expenses				
Total for Expenses	Net Appropriations July 1, 2022	Warrants Issued	Reserves	Approved by County Excise Board
1100 Total Salaries	\$ -	\$ -	\$ -	\$ -
1200 Fringe Benefits	\$ -	\$ -	\$ -	\$ -
1300 Travel Related	\$ -	\$ -	\$ -	\$ -
2000 Total Maintenance & Operations	\$ -	\$ -	\$ -	\$ -
4100 Total Machinery & Equipment, Capital Outlay	\$ -	\$ -	\$ -	\$ -
All Other Expenses	\$ -	\$ -	\$ -	\$ -
TOTAL EXPENDITURES 2021-22 FISCAL YEAR	\$ -	\$ -	\$ -	\$ -

JUVENILE DETENTION COVERING THE PERIOD 7/1/2021 TO 6/30/2022
ESTIMATE OF NEEDS FOR 2022-2023

JUVENILE DETENTION

I-1217

Schedule 1: Current Balance Sheet - June 30, 2022	
ASSETS:	
Cash Balances	\$ 20,086.41
Investments	\$ -
TOTAL ASSETS	\$ 20,086.41
LIABILITIES AND RESERVES:	
Warrants Outstanding	\$ -
Reserve for Interest on Warrants	\$ -
Reserves From Schedule 3	\$ -
TOTAL LIABILITIES AND RESERVES	\$ -
CASH FUND BALANCE JUNE 30, 2022	\$ 20,086.41
TOTAL LIABILITIES, RESERVES AND CASH FUND BALANCE	\$ 20,086.41

Schedule 5: Juvenile Detention Fund Balance Sheet of Current and All Prior Years		
CURRENT AND ALL PRIOR YEARS	2021-22	PRE-2021
Cash Balance Reported to Excise Board June 30, 2021	\$ -	\$ 20,028.84
Opening Balance from Prior Year	\$ 20,028.84	\$ 20,028.84
Cash Fund Balance Transferred Out	\$ -	\$ -
Cash Fund Balance Transferred In	\$ -	\$ -
Adjusted Cash Balance	\$ 20,028.84	\$ -
Ad Valorem Tax Apportioned To Year In Caption	\$ -	\$ -
Sources of Revenue		
9000 Interest, Mortgage Tax	\$ 57.57	\$ 26.63
9100 Local Revenues	\$ -	\$ -
9200 State Revenues	\$ -	\$ -
9300 Federal Revenues	\$ -	\$ -
9400 Miscellaneous Revenues	\$ -	\$ 5,822.22
9500 Special Assessments	\$ -	\$ -
9600 Other Revenues	\$ -	\$ -
9700 School Revenues	\$ -	\$ -
All Other Non-Tax Revenues	\$ -	\$ -
Sales Tax and Sales Tax Interest	\$ -	\$ -
Cash Fund Balance Forward From Preceding Year	\$ -	\$ -
Prior Expenditures Recovered	\$ -	\$ -
TOTAL RECEIPTS	\$ 57.57	\$ -
TOTAL RECEIPTS AND BALANCE	\$ 20,086.41	\$ -
Warrants of Year in Caption	\$ -	\$ -
Interest Paid Thereon	\$ -	\$ -
TOTAL DISBURSEMENTS	\$ -	\$ -
CASH BALANCE JUNE 30, 2022	\$ 20,086.41	\$ -
Reserve for Warrants Outstanding	\$ -	\$ -
Reserve for Interest on Warrants	\$ -	\$ -
Reserves From Schedule 8	\$ -	\$ -
TOTAL LIABILITIES AND RESERVE	\$ -	\$ -
DEFICIT:	\$ -	\$ -
CASH BALANCE FORWARD TO NEXT YEAR	\$ 20,086.41	\$ -

Schedule 9: Juvenile Detention Fund Summary of Expenses				
Total for Expenses	Net Appropriations July 1, 2022	Warrants Issued	Reserves	Approved by County Excise Board
1100 Total Salaries	\$ -	\$ -	\$ -	\$ -
1200 Fringe Benefits	\$ -	\$ -	\$ -	\$ -
1300 Travel Related	\$ -	\$ -	\$ -	\$ -
2000 Total Maintenance & Operations	\$ -	\$ -	\$ -	\$ -
4100 Total Machinery & Equipment, Capital Outlay	\$ -	\$ -	\$ -	\$ -
All Other Expenses	\$ -	\$ -	\$ -	\$ -
TOTAL EXPENDITURES 2021-22 FISCAL YEAR	\$ -	\$ -	\$ -	\$ -

I-1218

LOCAL EMERGENCY PLANNING COMMITTEE

Schedule 1: Current Balance Sheet - June 30, 2022	
ASSETS:	
Cash Balances	\$ 9,720.25
Investments	\$ -
TOTAL ASSETS	\$ 9,720.25
LIABILITIES AND RESERVES:	
Warrants Outstanding	\$ -
Reserve for Interest on Warrants	\$ -
Reserves From Schedule 3	\$ -
TOTAL LIABILITIES AND RESERVES	\$ -
CASH FUND BALANCE JUNE 30, 2022	\$ 9,720.25
TOTAL LIABILITIES, RESERVES AND CASH FUND BALANCE	\$ 9,720.25

Schedule 5: Local Emergency Planning Committee Fund Balance Sheet of Current and All Prior Years		
CURRENT AND ALL PRIOR YEARS	2021-22	PRE-2021
Cash Balance Reported to Excise Board June 30, 2021	\$ -	\$ 8,720.25
Opening Balance from Prior Year	\$ 8,720.25	\$ 8,720.25
Cash Fund Balance Transferred Out	\$ -	\$ -
Cash Fund Balance Transferred In	\$ -	\$ -
Adjusted Cash Balance	\$ 8,720.25	\$ -
Ad Valorem Tax Apportioned To Year In Caption	\$ -	\$ -
Sources of Revenue		
9000 Interest, Mortgage Tax	\$ -	\$ -
9100 Local Revenues	\$ 1,000.00	\$ 2,000.00
9200 State Revenues	\$ -	\$ -
9300 Federal Revenues	\$ -	\$ -
9400 Miscellaneous Revenues	\$ -	\$ -
9500 Special Assessments	\$ -	\$ -
9600 Other Revenues	\$ -	\$ -
9700 School Revenues	\$ -	\$ -
All Other Non-Tax Revenues	\$ -	\$ -
Sales Tax and Sales Tax Interest	\$ -	\$ -
Cash Fund Balance Forward From Preceding Year	\$ -	\$ -
Prior Expenditures Recovered	\$ -	\$ -
TOTAL RECEIPTS	\$ 1,000.00	\$ -
TOTAL RECEIPTS AND BALANCE	\$ 9,720.25	\$ -
Warrants of Year in Caption	\$ -	\$ -
Interest Paid Thereon	\$ -	\$ -
TOTAL DISBURSEMENTS	\$ -	\$ -
CASH BALANCE JUNE 30, 2022	\$ 9,720.25	\$ -
Reserve for Warrants Outstanding	\$ -	\$ -
Reserve for Interest on Warrants	\$ -	\$ -
Reserves From Schedule 8	\$ -	\$ -
TOTAL LIABILITES AND RESERVE	\$ -	\$ -
DEFICIT:	\$ -	\$ -
CASH BALANCE FORWARD TO NEXT YEAR	\$ 9,720.25	\$ -

Schedule 9: Local Emergency Planning Committee Fund Summary of Expenses				
Total for Expenses	Net Appropriations July 1, 2022	Warrants Issued	Reserves	Approved by County Excise Board
1100 Total Salaries	\$ -	\$ -	\$ -	\$ -
1200 Fringe Benefits	\$ -	\$ -	\$ -	\$ -
1300 Travel Related	\$ -	\$ -	\$ -	\$ -
2000 Total Maintenance & Operations	\$ -	\$ -	\$ -	\$ -
4100 Total Machinery & Equipment, Capital Outlay	\$ -	\$ -	\$ -	\$ -
All Other Expenses	\$ -	\$ -	\$ -	\$ -
TOTAL EXPENDITURES 2021-22 FISCAL YEAR	\$ -	\$ -	\$ -	\$ -

RESALE PROPERTY COVERING THE PERIOD 7/1/2021 TO 6/30/2022
ESTIMATE OF NEEDS FOR 2022-2023

RESALE PROPERTY

I-1220

Schedule 1: Current Balance Sheet - June 30, 2022	
ASSETS:	
Cash Balances	\$ 1,267,692.65
Investments	\$ -
TOTAL ASSETS	\$ 1,267,692.65
LIABILITIES AND RESERVES:	
Warrants Outstanding	\$ -
Reserve for Interest on Warrants	\$ -
Reserves From Schedule 3	\$ -
TOTAL LIABILITIES AND RESERVES	\$ -
CASH FUND BALANCE JUNE 30, 2022	\$ 1,267,692.65
TOTAL LIABILITIES, RESERVES AND CASH FUND BALANCE	\$ 1,267,692.65

Schedule 5: Resale Property Fund Balance Sheet of Current and All Prior Years		
CURRENT AND ALL PRIOR YEARS	2021-22	PRE-2021
Cash Balance Reported to Excise Board June 30, 2021	\$ -	\$ 1,308,301.15
Opening Balance from Prior Year	\$ 1,308,301.15	\$ 1,308,301.15
Cash Fund Balance Transferred Out	\$ -	\$ -
Cash Fund Balance Transferred In	\$ 350.00	\$ -
Adjusted Cash Balance	\$ 1,308,651.15	\$ -
Ad Valorem Tax Apportioned To Year In Caption	\$ 354,454.19	\$ -
Sources of Revenue		
9000 Interest, Mortgage Tax	\$ -	\$ -
9100 Local Revenues	\$ 5.00	\$ 129,700.48
9200 State Revenues	\$ -	\$ -
9300 Federal Revenues	\$ -	\$ -
9400 Miscellaneous Revenues	\$ 9,743.15	\$ 5,153.10
9500 Special Assessments	\$ 45.00	\$ 350.00
9600 Other Revenues	\$ -	\$ -
9700 School Revenues	\$ -	\$ -
All Other Non-Tax Revenues	\$ -	\$ -
Sales Tax and Sales Tax Interest	\$ -	\$ -
Cash Fund Balance Forward From Preceding Year	\$ -	\$ -
Prior Expenditures Recovered	\$ -	\$ -
TOTAL RECEIPTS	\$ 364,247.34	\$ -
TOTAL RECEIPTS AND BALANCE	\$ 1,672,898.49	\$ -
Warrants of Year in Caption	\$ 405,205.84	\$ -
Interest Paid Thereon	\$ -	\$ -
TOTAL DISBURSEMENTS	\$ 405,205.84	\$ -
CASH BALANCE JUNE 30, 2022	\$ 1,267,692.65	\$ -
Reserve for Warrants Outstanding	\$ -	\$ -
Reserve for Interest on Warrants	\$ -	\$ -
Reserves From Schedule 8	\$ -	\$ -
TOTAL LIABILITES AND RESERVE	\$ -	\$ -
DEFICIT:	\$ -	\$ -
CASH BALANCE FORWARD TO NEXT YEAR	\$ 1,267,692.65	\$ -

Schedule 9: Resale Property Fund Summary of Expenses				
Total for Expenses	Net Appropriations July 1, 2022	Warrants Issued	Reserves	Approved by County Excise Board
1100 Total Salaries	\$ 229,414.11	\$ 229,414.11	\$ -	\$ -
1200 Fringe Benefits	\$ -	\$ -	\$ -	\$ -
1300 Travel Related	\$ 1,387.44	\$ 1,387.44	\$ -	\$ -
2000 Total Maintenance & Operations	\$ 171,265.79	\$ 171,265.79	\$ -	\$ -
4100 Total Machinery & Equipment, Capital Outlay	\$ 3,138.50	\$ 3,138.50	\$ -	\$ -
All Other Expenses	\$ -	\$ -	\$ -	\$ -
TOTAL EXPENDITURES 2021-22 FISCAL YEAR	\$ 405,205.84	\$ 405,205.84	\$ -	\$ -

REWARD FUND COVERING THE PERIOD 7/1/2021 TO 6/30/2022
ESTIMATE OF NEEDS FOR 2022-2023

I-1221

REWARD FUND

Schedule 1: Current Balance Sheet - June 30, 2022	
ASSETS:	
Cash Balances	\$ 2,405.32
Investments	\$ -
TOTAL ASSETS	\$ 2,405.32
LIABILITIES AND RESERVES:	
Warrants Outstanding	\$ -
Reserve for Interest on Warrants	\$ -
Reserves From Schedule 3	\$ -
TOTAL LIABILITIES AND RESERVES	\$ -
CASH FUND BALANCE JUNE 30, 2022	\$ 2,405.32
TOTAL LIABILITIES, RESERVES AND CASH FUND BALANCE	\$ 2,405.32

Schedule 5: Reward Fund Fund Balance Sheet of Current and All Prior Years		
CURRENT AND ALL PRIOR YEARS	2021-22	PRE-2021
Cash Balance Reported to Excise Board June 30, 2021	\$ -	\$ 2,207.82
Opening Balance from Prior Year	\$ 2,207.82	\$ 2,207.82
Cash Fund Balance Transferred Out	\$ -	\$ -
Cash Fund Balance Transferred In	\$ -	\$ -
Adjusted Cash Balance	\$ 2,207.82	\$ -
Ad Valorem Tax Apportioned To Year In Caption	\$ -	\$ -
Sources of Revenue		
9000 Interest, Mortgage Tax	\$ -	\$ -
9100 Local Revenues	\$ 197.50	\$ 97.52
9200 State Revenues	\$ -	\$ -
9300 Federal Revenues	\$ -	\$ -
9400 Miscellaneous Revenues	\$ -	\$ -
9500 Special Assessments	\$ -	\$ -
9600 Other Revenues	\$ -	\$ -
9700 School Revenues	\$ -	\$ -
All Other Non-Tax Revenues	\$ -	\$ -
Sales Tax and Sales Tax Interest	\$ -	\$ -
Cash Fund Balance Forward From Preceding Year	\$ -	\$ -
Prior Expenditures Recovered	\$ -	\$ -
TOTAL RECEIPTS	\$ 197.50	\$ -
TOTAL RECEIPTS AND BALANCE	\$ 2,405.32	\$ -
Warrants of Year in Caption	\$ -	\$ -
Interest Paid Thereon	\$ -	\$ -
TOTAL DISBURSEMENTS	\$ -	\$ -
CASH BALANCE JUNE 30, 2022	\$ 2,405.32	\$ -
Reserve for Warrants Outstanding	\$ -	\$ -
Reserve for Interest on Warrants	\$ -	\$ -
Reserves From Schedule 8	\$ -	\$ -
TOTAL LIABILITIES AND RESERVE	\$ -	\$ -
DEFICIT:	\$ -	\$ -
CASH BALANCE FORWARD TO NEXT YEAR	\$ 2,405.32	\$ -

Schedule 9: Reward Fund Fund Summary of Expenses				
Total for Expenses	Net Appropriations July 1, 2022	Warrants Issued	Reserves	Approved by County Excise Board
1100 Total Salaries	\$ -	\$ -	\$ -	\$ -
1200 Fringe Benefits	\$ -	\$ -	\$ -	\$ -
1300 Travel Related	\$ -	\$ -	\$ -	\$ -
2000 Total Maintenance & Operations	\$ -	\$ -	\$ -	\$ -
4100 Total Machinery & Equipment, Capital Outlay	\$ -	\$ -	\$ -	\$ -
All Other Expenses	\$ -	\$ -	\$ -	\$ -
TOTAL EXPENDITURES 2021-22 FISCAL YEAR	\$ -	\$ -	\$ -	\$ -

SHERIFF COMMISSARY COVERING THE PERIOD 7/1/2021 TO 6/30/2022
ESTIMATE OF NEEDS FOR 2022-2023

SHERIFF COMMISSARY

I-1223

Schedule 1: Current Balance Sheet - June 30, 2022	
ASSETS:	
Cash Balances	\$ 184,247.63
Investments	\$ -
TOTAL ASSETS	\$ 184,247.63
LIABILITIES AND RESERVES:	
Warrants Outstanding	\$ -
Reserve for Interest on Warrants	\$ -
Reserves From Schedule 3	\$ -
TOTAL LIABILITIES AND RESERVES	\$ -
CASH FUND BALANCE JUNE 30, 2022	\$ 184,247.63
TOTAL LIABILITIES, RESERVES AND CASH FUND BALANCE	\$ 184,247.63

Schedule 5: Sheriff Commissary Fund Balance Sheet of Current and All Prior Years		
CURRENT AND ALL PRIOR YEARS	2021-22	PRE-2021
Cash Balance Reported to Excise Board June 30, 2021	\$ -	\$ 157,702.08
Opening Balance from Prior Year	\$ 141,430.55	\$ 141,430.55
Cash Fund Balance Transferred Out	\$ -	\$ -
Cash Fund Balance Transferred In	\$ 258.00	\$ -
Adjusted Cash Balance	\$ 141,688.55	\$ 16,271.53
Ad Valorem Tax Apportioned To Year In Caption	\$ -	\$ -
Sources of Revenue		
9000 Interest, Mortgage Tax	\$ -	\$ -
9100 Local Revenues	\$ 432,042.63	\$ 381,820.94
9200 State Revenues	\$ -	\$ 4,673.56
9300 Federal Revenues	\$ -	\$ -
9400 Miscellaneous Revenues	\$ -	\$ -
9500 Special Assessments	\$ -	\$ -
9600 Other Revenues	\$ -	\$ -
9700 School Revenues	\$ -	\$ -
All Other Non-Tax Revenues	\$ -	\$ -
Sales Tax and Sales Tax Interest	\$ -	\$ -
Cash Fund Balance Forward From Preceding Year	\$ -	\$ -
Prior Expenditures Recovered	\$ -	\$ -
TOTAL RECEIPTS	\$ 432,042.63	\$ -
TOTAL RECEIPTS AND BALANCE	\$ 573,731.18	\$ 16,271.53
Warrants of Year in Caption	\$ 389,483.55	\$ 16,271.53
Interest Paid Thereon	\$ -	\$ -
TOTAL DISBURSEMENTS	\$ 389,483.55	\$ 16,271.53
CASH BALANCE JUNE 30, 2022	\$ 184,247.63	\$ -
Reserve for Warrants Outstanding	\$ -	\$ -
Reserve for Interest on Warrants	\$ -	\$ -
Reserves From Schedule 8	\$ -	\$ -
TOTAL LIABILITES AND RESERVE	\$ -	\$ -
DEFICIT:	\$ -	\$ -
CASH BALANCE FORWARD TO NEXT YEAR	\$ 184,247.63	\$ -

Schedule 9: Sheriff Commissary Fund Summary of Expenses				
Total for Expenses	Net Appropriations July 1, 2022	Warrants Issued	Reserves	Approved by County Excise Board
1100 Total Salaries	\$ -	\$ -	\$ -	\$ -
1200 Fringe Benefits	\$ -	\$ -	\$ -	\$ -
1300 Travel Related	\$ -	\$ -	\$ -	\$ -
2000 Total Maintenance & Operations	\$ 309,544.07	\$ 309,544.07	\$ -	\$ -
4100 Total Machinery & Equipment, Capital Outlay	\$ 79,939.48	\$ 79,939.48	\$ -	\$ -
All Other Expenses	\$ -	\$ -	\$ -	\$ -
TOTAL EXPENDITURES 2021-22 FISCAL YEAR	\$ 389,483.55	\$ 389,483.55	\$ -	\$ -

SHERIFF FORFEITURE COVERING THE PERIOD 7/1/2021 TO 6/30/2022
ESTIMATE OF NEEDS FOR 2022-2023

I-1225

SHERIFF FORFEITURE

Schedule 1: Current Balance Sheet - June 30, 2022	
ASSETS:	
Cash Balances	\$ 14,494.48
Investments	\$ -
TOTAL ASSETS	\$ 14,494.48
LIABILITIES AND RESERVES:	
Warrants Outstanding	\$ -
Reserve for Interest on Warrants	\$ -
Reserves From Schedule 3	\$ -
TOTAL LIABILITIES AND RESERVES	\$ -
CASH FUND BALANCE JUNE 30, 2022	\$ 14,494.48
TOTAL LIABILITIES, RESERVES AND CASH FUND BALANCE	\$ 14,494.48

Schedule 5: Sheriff Forfeiture Fund Balance Sheet of Current and All Prior Years		
CURRENT AND ALL PRIOR YEARS	2021-22	PRE-2021
Cash Balance Reported to Excise Board June 30, 2021	\$ -	\$ 3,234.96
Opening Balance from Prior Year	\$ 3,234.96	\$ 3,234.96
Cash Fund Balance Transferred Out	\$ 5,858.70	\$ -
Cash Fund Balance Transferred In	\$ 687.63	\$ -
Adjusted Cash Balance	\$ (1,936.11)	\$ -
Ad Valorem Tax Apportioned To Year In Caption	\$ -	\$ -
Sources of Revenue		
9000 Interest, Mortgage Tax	\$ -	\$ -
9100 Local Revenues	\$ 18,255.45	\$ 3,183.65
9200 State Revenues	\$ -	\$ -
9300 Federal Revenues	\$ -	\$ 30,000.00
9400 Miscellaneous Revenues	\$ -	\$ -
9500 Special Assessments	\$ -	\$ -
9600 Other Revenues	\$ -	\$ -
9700 School Revenues	\$ -	\$ -
All Other Non-Tax Revenues	\$ -	\$ -
Sales Tax and Sales Tax Interest	\$ -	\$ -
Cash Fund Balance Forward From Preceding Year	\$ -	\$ -
Prior Expenditures Recovered	\$ -	\$ -
TOTAL RECEIPTS	\$ 18,255.45	\$ -
TOTAL RECEIPTS AND BALANCE	\$ 16,319.34	\$ -
Warrants of Year in Caption	\$ 1,824.86	\$ -
Interest Paid Thereon	\$ -	\$ -
TOTAL DISBURSEMENTS	\$ 1,824.86	\$ -
CASH BALANCE JUNE 30, 2022	\$ 14,494.48	\$ -
Reserve for Warrants Outstanding	\$ -	\$ -
Reserve for Interest on Warrants	\$ -	\$ -
Reserves From Schedule 8	\$ -	\$ -
TOTAL LIABILITES AND RESERVE	\$ -	\$ -
DEFICIT:	\$ -	\$ -
CASH BALANCE FORWARD TO NEXT YEAR	\$ 14,494.48	\$ -

Schedule 9: Sheriff Forfeiture Fund Summary of Expenses				
Total for Expenses	Net Appropriations July 1, 2022	Warrants Issued	Reserves	Approved by County Excise Board
1100 Total Salaries	\$ -	\$ -	\$ -	\$ -
1200 Fringe Benefits	\$ -	\$ -	\$ -	\$ -
1300 Travel Related	\$ -	\$ -	\$ -	\$ -
2000 Total Maintenance & Operations	\$ 1,824.86	\$ 1,824.86	\$ -	\$ -
4100 Total Machinery & Equipment, Capital Outlay	\$ -	\$ -	\$ -	\$ -
All Other Expenses	\$ -	\$ -	\$ -	\$ -
TOTAL EXPENDITURES 2021-22 FISCAL YEAR	\$ 1,824.86	\$ 1,824.86	\$ -	\$ -

SHERIFF SERVICE FEE COVERING THE PERIOD 7/1/2021 TO 6/30/2022
ESTIMATE OF NEEDS FOR 2022-2023

SHERIFF SERVICE FEE

I-1226

Schedule 1: Current Balance Sheet - June 30, 2022	
ASSETS:	
Cash Balances	\$ 829,709.86
Investments	\$ -
TOTAL ASSETS	\$ 829,709.86
LIABILITIES AND RESERVES:	
Warrants Outstanding	\$ -
Reserve for Interest on Warrants	\$ -
Reserves From Schedule 3	\$ -
TOTAL LIABILITIES AND RESERVES	\$ -
CASH FUND BALANCE JUNE 30, 2022	\$ 829,709.86
TOTAL LIABILITIES, RESERVES AND CASH FUND BALANCE	\$ 829,709.86

Schedule 5: Sheriff Service Fee Fund Balance Sheet of Current and All Prior Years		
CURRENT AND ALL PRIOR YEARS	2021-22	PRE-2021
Cash Balance Reported to Excise Board June 30, 2021	\$ -	\$ 340,771.81
Opening Balance from Prior Year	\$ 313,830.71	\$ 313,830.71
Cash Fund Balance Transferred Out	\$ 48,426.13	\$ -
Cash Fund Balance Transferred In	\$ 159,891.49	\$ -
Adjusted Cash Balance	\$ 425,296.07	\$ 26,941.10
Ad Valorem Tax Apportioned To Year In Caption	\$ 350.00	\$ -
Sources of Revenue		
9000 Interest, Mortgage Tax	\$ -	\$ -
9100 Local Revenues	\$ 591,050.84	\$ 512,958.30
9200 State Revenues	\$ 102,077.45	\$ 100,974.40
9300 Federal Revenues	\$ 1,468,959.57	\$ 698,917.72
9400 Miscellaneous Revenues	\$ 81,288.21	\$ 86,152.97
9500 Special Assessments	\$ -	\$ -
9600 Other Revenues	\$ -	\$ -
9700 School Revenues	\$ -	\$ -
All Other Non-Tax Revenues	\$ -	\$ -
Sales Tax and Sales Tax Interest	\$ -	\$ -
Cash Fund Balance Forward From Preceding Year	\$ -	\$ -
Prior Expenditures Recovered	\$ -	\$ -
TOTAL RECEIPTS	\$ 2,243,726.07	\$ -
TOTAL RECEIPTS AND BALANCE	\$ 2,669,022.14	\$ 26,941.10
Warrants of Year in Caption	\$ 1,839,312.28	\$ 26,941.10
Interest Paid Thereon	\$ -	\$ -
TOTAL DISBURSEMENTS	\$ 1,839,312.28	\$ 26,941.10
CASH BALANCE JUNE 30, 2022	\$ 829,709.86	\$ -
Reserve for Warrants Outstanding	\$ -	\$ -
Reserve for Interest on Warrants	\$ -	\$ -
Reserves From Schedule 8	\$ -	\$ -
TOTAL LIABILITES AND RESERVE	\$ -	\$ -
DEFICIT:	\$ -	\$ -
CASH BALANCE FORWARD TO NEXT YEAR	\$ 829,709.86	\$ -

Schedule 9: Sheriff Service Fee Fund Summary of Expenses				
Total for Expenses	Net Appropriations July 1, 2022	Warrants Issued	Reserves	Approved by County Excise Board
1100 Total Salaries	\$ 735,288.58	\$ 735,288.58	\$ -	\$ -
1200 Fringe Benefits	\$ -	\$ -	\$ -	\$ -
1300 Travel Related	\$ 3,519.15	\$ 3,519.15	\$ -	\$ -
2000 Total Maintenance & Operations	\$ 559,000.80	\$ 559,000.80	\$ -	\$ -
4100 Total Machinery & Equipment, Capital Outlay	\$ 541,503.75	\$ 541,503.75	\$ -	\$ -
All Other Expenses	\$ -	\$ -	\$ -	\$ -
TOTAL EXPENDITURES 2021-22 FISCAL YEAR	\$ 1,839,312.28	\$ 1,839,312.28	\$ -	\$ -

I-1227

SHERIFF TRAINING

Schedule 1: Current Balance Sheet - June 30, 2022	
ASSETS:	
Cash Balances	\$ 14,171.11
Investments	\$ -
TOTAL ASSETS	\$ 14,171.11
LIABILITIES AND RESERVES:	
Warrants Outstanding	\$ -
Reserve for Interest on Warrants	\$ -
Reserves From Schedule 3	\$ -
TOTAL LIABILITIES AND RESERVES	\$ -
CASH FUND BALANCE JUNE 30, 2022	\$ 14,171.11
TOTAL LIABILITIES, RESERVES AND CASH FUND BALANCE	\$ 14,171.11

Schedule 5: Sheriff Training Fund Balance Sheet of Current and All Prior Years		
CURRENT AND ALL PRIOR YEARS	2021-22	PRE-2021
Cash Balance Reported to Excise Board June 30, 2021	\$ -	\$ 28.18
Opening Balance from Prior Year	\$ 28.18	\$ 28.18
Cash Fund Balance Transferred Out	\$ 33,387.30	\$ -
Cash Fund Balance Transferred In	\$ 47,388.50	\$ -
Adjusted Cash Balance	\$ 14,029.38	\$ -
Ad Valorem Tax Apportioned To Year In Caption	\$ -	\$ -
Sources of Revenue		
9000 Interest, Mortgage Tax	\$ -	\$ -
9100 Local Revenues	\$ 141.73	\$ -
9200 State Revenues	\$ -	\$ -
9300 Federal Revenues	\$ -	\$ -
9400 Miscellaneous Revenues	\$ -	\$ -
9500 Special Assessments	\$ -	\$ -
9600 Other Revenues	\$ -	\$ -
9700 School Revenues	\$ -	\$ -
All Other Non-Tax Revenues	\$ -	\$ -
Sales Tax and Sales Tax Interest	\$ -	\$ -
Cash Fund Balance Forward From Preceding Year	\$ -	\$ -
Prior Expenditures Recovered	\$ -	\$ -
TOTAL RECEIPTS	\$ 141.73	\$ -
TOTAL RECEIPTS AND BALANCE	\$ 14,171.11	\$ -
Warrants of Year in Caption	\$ -	\$ -
Interest Paid Thereon	\$ -	\$ -
TOTAL DISBURSEMENTS	\$ -	\$ -
CASH BALANCE JUNE 30, 2022	\$ 14,171.11	\$ -
Reserve for Warrants Outstanding	\$ -	\$ -
Reserve for Interest on Warrants	\$ -	\$ -
Reserves From Schedule 8	\$ -	\$ -
TOTAL LIABILITES AND RESERVE	\$ -	\$ -
DEFICIT:	\$ -	\$ -
CASH BALANCE FORWARD TO NEXT YEAR	\$ 14,171.11	\$ -

Schedule 9: Sheriff Training Fund Summary of Expenses				
Total for Expenses	Net Appropriations July 1, 2022	Warrants Issued	Reserves	Approved by County Excise Board
1100 Total Salaries	\$ -	\$ -	\$ -	\$ -
1200 Fringe Benefits	\$ -	\$ -	\$ -	\$ -
1300 Travel Related	\$ -	\$ -	\$ -	\$ -
2000 Total Maintenance & Operations	\$ -	\$ -	\$ -	\$ -
4100 Total Machinery & Equipment, Capital Outlay	\$ -	\$ -	\$ -	\$ -
All Other Expenses	\$ -	\$ -	\$ -	\$ -
TOTAL EXPENDITURES 2021-22 FISCAL YEAR	\$ -	\$ -	\$ -	\$ -

TREASURER MORTGAGE CERTIFICATION COVERING THE PERIOD 7/1/2021 TO 6/30/2022
ESTIMATE OF NEEDS FOR 2022-2023

I-1230

TREASURER MORTGAGE CERTIFICATION

Schedule 1: Current Balance Sheet - June 30, 2022	
ASSETS:	
Cash Balances	\$ 98,401.25
Investments	\$ -
TOTAL ASSETS	\$ 98,401.25
LIABILITIES AND RESERVES:	
Warrants Outstanding	\$ -
Reserve for Interest on Warrants	\$ -
Reserves From Schedule 3	\$ -
TOTAL LIABILITIES AND RESERVES	\$ -
CASH FUND BALANCE JUNE 30, 2022	\$ 98,401.25
TOTAL LIABILITIES, RESERVES AND CASH FUND BALANCE	\$ 98,401.25

Schedule 5: Treasurer Mortgage Certification Fund Balance Sheet of Current and All Prior Years		
CURRENT AND ALL PRIOR YEARS	2021-22	PRE-2021
Cash Balance Reported to Excise Board June 30, 2021	\$ -	\$ 87,989.73
Opening Balance from Prior Year	\$ 87,989.73	\$ 87,989.73
Cash Fund Balance Transferred Out	\$ -	\$ -
Cash Fund Balance Transferred In	\$ -	\$ -
Adjusted Cash Balance	\$ 87,989.73	\$ -
Ad Valorem Tax Apportioned To Year In Caption	\$ -	\$ -
Sources of Revenue		
9000 Interest, Mortgage Tax	\$ 10,411.52	\$ 112.77
9100 Local Revenues	\$ -	\$ 10,185.00
9200 State Revenues	\$ -	\$ -
9300 Federal Revenues	\$ -	\$ -
9400 Miscellaneous Revenues	\$ -	\$ -
9500 Special Assessments	\$ -	\$ -
9600 Other Revenues	\$ -	\$ -
9700 School Revenues	\$ -	\$ -
All Other Non-Tax Revenues	\$ -	\$ -
Sales Tax and Sales Tax Interest	\$ -	\$ -
Cash Fund Balance Forward From Preceding Year	\$ -	\$ -
Prior Expenditures Recovered	\$ -	\$ -
TOTAL RECEIPTS	\$ 10,411.52	\$ -
TOTAL RECEIPTS AND BALANCE	\$ 98,401.25	\$ -
Warrants of Year in Caption	\$ -	\$ -
Interest Paid Thereon	\$ -	\$ -
TOTAL DISBURSEMENTS	\$ -	\$ -
CASH BALANCE JUNE 30, 2022	\$ 98,401.25	\$ -
Reserve for Warrants Outstanding	\$ -	\$ -
Reserve for Interest on Warrants	\$ -	\$ -
Reserves From Schedule 8	\$ -	\$ -
TOTAL LIABILITES AND RESERVE	\$ -	\$ -
DEFICIT:	\$ -	\$ -
CASH BALANCE FORWARD TO NEXT YEAR	\$ 98,401.25	\$ -

Schedule 9: Treasurer Mortgage Certification Fund Summary of Expenses				
Total for Expenses	Net Appropriations July 1, 2022	Warrants Issued	Reserves	Approved by County Excise Board
1100 Total Salaries	\$ -	\$ -	\$ -	\$ -
1200 Fringe Benefits	\$ -	\$ -	\$ -	\$ -
1300 Travel Related	\$ -	\$ -	\$ -	\$ -
2000 Total Maintenance & Operations	\$ -	\$ -	\$ -	\$ -
4100 Total Machinery & Equipment, Capital Outlay	\$ -	\$ -	\$ -	\$ -
All Other Expenses	\$ -	\$ -	\$ -	\$ -
TOTAL EXPENDITURES 2021-22 FISCAL YEAR	\$ -	\$ -	\$ -	\$ -

COUNTY DONATIONS COVERING THE PERIOD 7/1/2021 TO 6/30/2022
ESTIMATE OF NEEDS FOR 2022-2023

I-1235

COUNTY DONATIONS

Schedule 1: Current Balance Sheet - June 30, 2022	
ASSETS:	
Cash Balances	\$ 234,090.87
Investments	\$ -
TOTAL ASSETS	\$ 234,090.87
LIABILITIES AND RESERVES:	
Warrants Outstanding	\$ -
Reserve for Interest on Warrants	\$ -
Reserves From Schedule 3	\$ -
TOTAL LIABILITIES AND RESERVES	\$ -
CASH FUND BALANCE JUNE 30, 2022	\$ 234,090.87
TOTAL LIABILITIES, RESERVES AND CASH FUND BALANCE	\$ 234,090.87

Schedule 5: County Donations Fund Balance Sheet of Current and All Prior Years		
CURRENT AND ALL PRIOR YEARS	2021-22	PRE-2021
Cash Balance Reported to Excise Board June 30, 2021	\$ -	\$ 227,138.62
Opening Balance from Prior Year	\$ 225,502.04	\$ 225,502.04
Cash Fund Balance Transferred Out	\$ 26,646.28	\$ -
Cash Fund Balance Transferred In	\$ 70.26	\$ -
Adjusted Cash Balance	\$ 198,926.02	\$ 1,636.58
Ad Valorem Tax Apportioned To Year In Caption	\$ -	\$ -
Sources of Revenue		
9000 Interest, Mortgage Tax	\$ -	\$ -
9100 Local Revenues	\$ 736,467.71	\$ 100,449.18
9200 State Revenues	\$ 3,324.39	\$ -
9300 Federal Revenues	\$ -	\$ 35,847.47
9400 Miscellaneous Revenues	\$ -	\$ 10.29
9500 Special Assessments	\$ -	\$ -
9600 Other Revenues	\$ -	\$ -
9700 School Revenues	\$ -	\$ -
All Other Non-Tax Revenues	\$ -	\$ -
Sales Tax and Sales Tax Interest	\$ -	\$ -
Cash Fund Balance Forward From Preceding Year	\$ -	\$ -
Prior Expenditures Recovered	\$ -	\$ -
TOTAL RECEIPTS	\$ 739,792.10	\$ -
TOTAL RECEIPTS AND BALANCE	\$ 938,718.12	\$ 1,636.58
Warrants of Year in Caption	\$ 704,627.25	\$ 1,636.58
Interest Paid Thereon	\$ -	\$ -
TOTAL DISBURSEMENTS	\$ 704,627.25	\$ 1,636.58
CASH BALANCE JUNE 30, 2022	\$ 234,090.87	\$ (0.00)
Reserve for Warrants Outstanding	\$ -	\$ -
Reserve for Interest on Warrants	\$ -	\$ -
Reserves From Schedule 8	\$ -	\$ -
TOTAL LIABILITES AND RESERVE	\$ -	\$ -
DEFICIT:	\$ -	\$ (0.00)
CASH BALANCE FORWARD TO NEXT YEAR	\$ 234,090.87	\$ -

Schedule 9: County Donations Fund Summary of Expenses				
Total for Expenses	Net Appropriations July 1, 2022	Warrants Issued	Reserves	Approved by County Excise Board
1100 Total Salaries	\$ -	\$ -	\$ -	\$ -
1200 Fringe Benefits	\$ -	\$ -	\$ -	\$ -
1300 Travel Related	\$ -	\$ -	\$ -	\$ -
2000 Total Maintenance & Operations	\$ 10,220.80	\$ 10,220.80	\$ -	\$ -
4100 Total Machinery & Equipment, Capital Outlay	\$ 690,038.37	\$ 690,038.37	\$ -	\$ -
All Other Expenses	\$ 4,368.08	\$ 4,368.08	\$ -	\$ -
TOTAL EXPENDITURES 2021-22 FISCAL YEAR	\$ 704,627.25	\$ 704,627.25	\$ -	\$ -

RENTAL COVERING THE PERIOD 7/1/2021 TO 6/30/2022
ESTIMATE OF NEEDS FOR 2022-2023

I-1241

RENTAL

Schedule 1: Current Balance Sheet - June 30, 2022	
ASSETS:	
Cash Balances	\$ 10,376.00
Investments	\$ -
TOTAL ASSETS	\$ 10,376.00
LIABILITIES AND RESERVES:	
Warrants Outstanding	\$ -
Reserve for Interest on Warrants	\$ -
Reserves From Schedule 3	\$ -
TOTAL LIABILITIES AND RESERVES	\$ -
CASH FUND BALANCE JUNE 30, 2022	\$ 10,376.00
TOTAL LIABILITIES, RESERVES AND CASH FUND BALANCE	\$ 10,376.00

Schedule 5: Rental Fund Balance Sheet of Current and All Prior Years		
CURRENT AND ALL PRIOR YEARS	2021-22	PRE-2021
Cash Balance Reported to Excise Board June 30, 2021	\$ -	\$ -
Opening Balance from Prior Year	\$ -	\$ -
Cash Fund Balance Transferred Out	\$ -	\$ -
Cash Fund Balance Transferred In	\$ 1,250.00	\$ -
Adjusted Cash Balance	\$ 1,250.00	\$ -
Ad Valorem Tax Apportioned To Year In Caption	\$ -	\$ -
Sources of Revenue		
9000 Interest, Mortgage Tax	\$ -	\$ -
9100 Local Revenues	\$ -	\$ -
9200 State Revenues	\$ -	\$ -
9300 Federal Revenues	\$ -	\$ -
9400 Miscellaneous Revenues	\$ 12,400.00	\$ -
9500 Special Assessments	\$ -	\$ -
9600 Other Revenues	\$ -	\$ -
9700 School Revenues	\$ -	\$ -
All Other Non-Tax Revenues	\$ -	\$ -
Sales Tax and Sales Tax Interest	\$ -	\$ -
Cash Fund Balance Forward From Preceding Year	\$ -	\$ -
Prior Expenditures Recovered	\$ -	\$ -
TOTAL RECEIPTS	\$ 12,400.00	\$ -
TOTAL RECEIPTS AND BALANCE	\$ 13,650.00	\$ -
Warrants of Year in Caption	\$ 3,274.00	\$ -
Interest Paid Thereon	\$ -	\$ -
TOTAL DISBURSEMENTS	\$ 3,274.00	\$ -
CASH BALANCE JUNE 30, 2022	\$ 10,376.00	\$ -
Reserve for Warrants Outstanding	\$ -	\$ -
Reserve for Interest on Warrants	\$ -	\$ -
Reserves From Schedule 8	\$ -	\$ -
TOTAL LIABILITES AND RESERVE	\$ -	\$ -
DEFICIT:	\$ -	\$ -
CASH BALANCE FORWARD TO NEXT YEAR	\$ 10,376.00	\$ -

Schedule 9: Rental Fund Summary of Expenses				
Total for Expenses	Net Appropriations July 1, 2022	Warrants Issued	Reserves	Approved by County Excise Board
1100 Total Salaries	\$ -	\$ -	\$ -	\$ -
1200 Fringe Benefits	\$ -	\$ -	\$ -	\$ -
1300 Travel Related	\$ -	\$ -	\$ -	\$ -
2000 Total Maintenance & Operations	\$ 3,274.00	\$ 3,274.00	\$ -	\$ -
4100 Total Machinery & Equipment, Capital Outlay	\$ -	\$ -	\$ -	\$ -
All Other Expenses	\$ -	\$ -	\$ -	\$ -
TOTAL EXPENDITURES 2021-22 FISCAL YEAR	\$ 3,274.00	\$ 3,274.00	\$ -	\$ -

LAKE PATROL COVERING THE PERIOD 7/1/2021 TO 6/30/2022
ESTIMATE OF NEEDS FOR 2022-2023

LAKE PATROL

I-1236

Schedule 1: Current Balance Sheet - June 30, 2022	
ASSETS:	
Cash Balances	\$ 2,417.67
Investments	\$ -
TOTAL ASSETS	\$ 2,417.67
LIABILITIES AND RESERVES:	
Warrants Outstanding	\$ -
Reserve for Interest on Warrants	\$ -
Reserves From Schedule 3	\$ -
TOTAL LIABILITIES AND RESERVES	\$ -
CASH FUND BALANCE JUNE 30, 2022	\$ 2,417.67
TOTAL LIABILITIES, RESERVES AND CASH FUND BALANCE	\$ 2,417.67

Schedule 5: Lake Patrol Fund Balance Sheet of Current and All Prior Years		
CURRENT AND ALL PRIOR YEARS	2021-22	PRE-2021
Cash Balance Reported to Excise Board June 30, 2021	\$ -	\$ 441.18
Opening Balance from Prior Year	\$ 441.18	\$ 441.18
Cash Fund Balance Transferred Out	\$ -	\$ -
Cash Fund Balance Transferred In	\$ -	\$ -
Adjusted Cash Balance	\$ 441.18	\$ -
Ad Valorem Tax Apportioned To Year In Caption	\$ -	\$ -
Sources of Revenue		
9000 Interest, Mortgage Tax	\$ -	\$ -
9100 Local Revenues	\$ 3,468.08	\$ -
9200 State Revenues	\$ -	\$ -
9300 Federal Revenues	\$ 13,692.16	\$ 6,981.20
9400 Miscellaneous Revenues	\$ -	\$ -
9500 Special Assessments	\$ -	\$ -
9600 Other Revenues	\$ -	\$ -
9700 School Revenues	\$ -	\$ -
All Other Non-Tax Revenues	\$ -	\$ -
Sales Tax and Sales Tax Interest	\$ -	\$ -
Cash Fund Balance Forward From Preceding Year	\$ -	\$ -
Prior Expenditures Recovered	\$ -	\$ -
TOTAL RECEIPTS	\$ 17,160.24	\$ -
TOTAL RECEIPTS AND BALANCE	\$ 17,601.42	\$ -
Warrants of Year in Caption	\$ 15,183.75	\$ -
Interest Paid Thereon	\$ -	\$ -
TOTAL DISBURSEMENTS	\$ 15,183.75	\$ -
CASH BALANCE JUNE 30, 2022	\$ 2,417.67	\$ -
Reserve for Warrants Outstanding	\$ -	\$ -
Reserve for Interest on Warrants	\$ -	\$ -
Reserves From Schedule 8	\$ -	\$ -
TOTAL LIABILITES AND RESERVE	\$ -	\$ -
DEFICIT:	\$ -	\$ -
CASH BALANCE FORWARD TO NEXT YEAR	\$ 2,417.67	\$ -

Schedule 9: Lake Patrol Fund Summary of Expenses				
Total for Expenses	Net Appropriations July 1, 2022	Warrants Issued	Reserves	Approved by County Excise Board
1100 Total Salaries	\$ 15,183.75	\$ 15,183.75	\$ -	\$ -
1200 Fringe Benefits	\$ -	\$ -	\$ -	\$ -
1300 Travel Related	\$ -	\$ -	\$ -	\$ -
2000 Total Maintenance & Operations	\$ -	\$ -	\$ -	\$ -
4100 Total Machinery & Equipment, Capital Outlay	\$ -	\$ -	\$ -	\$ -
All Other Expenses	\$ -	\$ -	\$ -	\$ -
TOTAL EXPENDITURES 2021-22 FISCAL YEAR	\$ 15,183.75	\$ 15,183.75	\$ -	\$ -

EQUITABLE SHARING-DOJ COVERING THE PERIOD 7/1/2021 TO 6/30/2022
ESTIMATE OF NEEDS FOR 2022-2023

EQUITABLE SHARING-DOJ

I-1243

Schedule 1: Current Balance Sheet - June 30, 2022	
ASSETS:	
Cash Balances	\$ 598.10
Investments	\$ -
TOTAL ASSETS	\$ 598.10
LIABILITIES AND RESERVES:	
Warrants Outstanding	\$ -
Reserve for Interest on Warrants	\$ -
Reserves From Schedule 3	\$ -
TOTAL LIABILITIES AND RESERVES	\$ -
CASH FUND BALANCE JUNE 30, 2022	\$ 598.10
TOTAL LIABILITIES, RESERVES AND CASH FUND BALANCE	\$ 598.10

Schedule 5: Equitable Sharing-Doj Fund Balance Sheet of Current and All Prior Years		
CURRENT AND ALL PRIOR YEARS	2021-22	PRE-2021
Cash Balance Reported to Excise Board June 30, 2021	\$ -	\$ 5,395.64
Opening Balance from Prior Year	\$ 3,572.12	\$ 3,572.12
Cash Fund Balance Transferred Out	\$ -	\$ -
Cash Fund Balance Transferred In	\$ -	\$ -
Adjusted Cash Balance	\$ 3,572.12	\$ 1,823.52
Ad Valorem Tax Apportioned To Year In Caption	\$ -	\$ -
Sources of Revenue		
9000 Interest, Mortgage Tax	\$ 3.70	\$ 2.21
9100 Local Revenues	\$ -	\$ -
9200 State Revenues	\$ -	\$ -
9300 Federal Revenues	\$ -	\$ 8,151.48
9400 Miscellaneous Revenues	\$ -	\$ -
9500 Special Assessments	\$ -	\$ -
9600 Other Revenues	\$ -	\$ -
9700 School Revenues	\$ -	\$ -
All Other Non-Tax Revenues	\$ -	\$ -
Sales Tax and Sales Tax Interest	\$ -	\$ -
Cash Fund Balance Forward From Preceding Year	\$ -	\$ -
Prior Expenditures Recovered	\$ -	\$ -
TOTAL RECEIPTS	\$ 3.70	\$ -
TOTAL RECEIPTS AND BALANCE	\$ 3,575.82	\$ 1,823.52
Warrants of Year in Caption	\$ 2,977.72	\$ 1,823.52
Interest Paid Thereon	\$ -	\$ -
TOTAL DISBURSEMENTS	\$ 2,977.72	\$ 1,823.52
CASH BALANCE JUNE 30, 2022	\$ 598.10	\$ -
Reserve for Warrants Outstanding	\$ -	\$ -
Reserve for Interest on Warrants	\$ -	\$ -
Reserves From Schedule 8	\$ -	\$ -
TOTAL LIABILITES AND RESERVE	\$ -	\$ -
DEFICIT:	\$ -	\$ -
CASH BALANCE FORWARD TO NEXT YEAR	\$ 598.10	\$ -

Schedule 9: Equitable Sharing-Doj Fund Summary of Expenses				
Total for Expenses	Net Appropriations July 1, 2022	Warrants Issued	Reserves	Approved by County Excise Board
1100 Total Salaries	\$ -	\$ -	\$ -	\$ -
1200 Fringe Benefits	\$ -	\$ -	\$ -	\$ -
1300 Travel Related	\$ -	\$ -	\$ -	\$ -
2000 Total Maintenance & Operations	\$ 630.20	\$ 630.20	\$ -	\$ -
4100 Total Machinery & Equipment, Capital Outlay	\$ 2,347.52	\$ 2,347.52	\$ -	\$ -
All Other Expenses	\$ -	\$ -	\$ -	\$ -
TOTAL EXPENDITURES 2021-22 FISCAL YEAR	\$ 2,977.72	\$ 2,977.72	\$ -	\$ -

I-1245

HAZMAT MEETING AND TRAINING

Schedule 1: Current Balance Sheet - June 30, 2022	
ASSETS:	
Cash Balances	\$ 7,814.88
Investments	\$ -
TOTAL ASSETS	\$ 7,814.88
LIABILITIES AND RESERVES:	
Warrants Outstanding	\$ -
Reserve for Interest on Warrants	\$ -
Reserves From Schedule 3	\$ -
TOTAL LIABILITIES AND RESERVES	\$ -
CASH FUND BALANCE JUNE 30, 2022	\$ 7,814.88
TOTAL LIABILITIES, RESERVES AND CASH FUND BALANCE	\$ 7,814.88

Schedule 5: Hazmat Meeting And Training Fund Balance Sheet of Current and All Prior Years		
CURRENT AND ALL PRIOR YEARS	2021-22	PRE-2021
Cash Balance Reported to Excise Board June 30, 2021	\$ -	\$ 7,814.88
Opening Balance from Prior Year	\$ 7,814.88	\$ 7,814.88
Cash Fund Balance Transferred Out	\$ -	\$ -
Cash Fund Balance Transferred In	\$ -	\$ -
Adjusted Cash Balance	\$ 7,814.88	\$ -
Ad Valorem Tax Apportioned To Year In Caption	\$ -	\$ -
Sources of Revenue		
9000 Interest, Mortgage Tax	\$ -	\$ -
9100 Local Revenues	\$ -	\$ -
9200 State Revenues	\$ -	\$ -
9300 Federal Revenues	\$ -	\$ -
9400 Miscellaneous Revenues	\$ -	\$ -
9500 Special Assessments	\$ -	\$ -
9600 Other Revenues	\$ -	\$ -
9700 School Revenues	\$ -	\$ -
All Other Non-Tax Revenues	\$ -	\$ -
Sales Tax and Sales Tax Interest	\$ -	\$ -
Cash Fund Balance Forward From Preceding Year	\$ -	\$ -
Prior Expenditures Recovered	\$ -	\$ -
TOTAL RECEIPTS	\$ -	\$ -
TOTAL RECEIPTS AND BALANCE	\$ 7,814.88	\$ -
Warrants of Year in Caption	\$ -	\$ -
Interest Paid Thereon	\$ -	\$ -
TOTAL DISBURSEMENTS	\$ -	\$ -
CASH BALANCE JUNE 30, 2022	\$ 7,814.88	\$ -
Reserve for Warrants Outstanding	\$ -	\$ -
Reserve for Interest on Warrants	\$ -	\$ -
Reserves From Schedule 8	\$ -	\$ -
TOTAL LIABILITES AND RESERVE	\$ -	\$ -
DEFICIT:	\$ -	\$ -
CASH BALANCE FORWARD TO NEXT YEAR	\$ 7,814.88	\$ -

Schedule 9: Hazmat Meeting And Training Fund Summary of Expenses				
Total for Expenses	Net Appropriations July 1, 2022	Warrants Issued	Reserves	Approved by County Excise Board
1100 Total Salaries	\$ -	\$ -	\$ -	\$ -
1200 Fringe Benefits	\$ -	\$ -	\$ -	\$ -
1300 Travel Related	\$ -	\$ -	\$ -	\$ -
2000 Total Maintenance & Operations	\$ -	\$ -	\$ -	\$ -
4100 Total Machinery & Equipment, Capital Outlay	\$ -	\$ -	\$ -	\$ -
All Other Expenses	\$ -	\$ -	\$ -	\$ -
TOTAL EXPENDITURES 2021-22 FISCAL YEAR	\$ -	\$ -	\$ -	\$ -

REAP REVOLVING COVERING THE PERIOD 7/1/2021 TO 6/30/2022
ESTIMATE OF NEEDS FOR 2022-2023

I-1425

REAP REVOLVING

Schedule 1: Current Balance Sheet - June 30, 2022	
ASSETS:	
Cash Balances	\$ -
Investments	\$ -
TOTAL ASSETS	\$ -
LIABILITIES AND RESERVES:	
Warrants Outstanding	\$ -
Reserve for Interest on Warrants	\$ -
Reserves From Schedule 3	\$ -
TOTAL LIABILITIES AND RESERVES	\$ -
CASH FUND BALANCE JUNE 30, 2022	\$ -
TOTAL LIABILITIES, RESERVES AND CASH FUND BALANCE	\$ -

Schedule 5: Reap Revolving Fund Balance Sheet of Current and All Prior Years		
CURRENT AND ALL PRIOR YEARS	2021-22	PRE-2021
Cash Balance Reported to Excise Board June 30, 2021	\$ -	\$ -
Opening Balance from Prior Year	\$ -	\$ -
Cash Fund Balance Transferred Out	\$ -	\$ -
Cash Fund Balance Transferred In	\$ -	\$ -
Adjusted Cash Balance	\$ -	\$ -
Ad Valorem Tax Apportioned To Year In Caption	\$ -	\$ -
Sources of Revenue		
9000 Interest, Mortgage Tax	\$ -	\$ -
9100 Local Revenues	\$ -	\$ -
9200 State Revenues	\$ 9,945.10	\$ -
9300 Federal Revenues	\$ -	\$ -
9400 Miscellaneous Revenues	\$ -	\$ -
9500 Special Assessments	\$ -	\$ -
9600 Other Revenues	\$ -	\$ -
9700 School Revenues	\$ -	\$ -
All Other Non-Tax Revenues	\$ -	\$ -
Sales Tax and Sales Tax Interest	\$ -	\$ -
Cash Fund Balance Forward From Preceding Year	\$ -	\$ -
Prior Expenditures Recovered	\$ -	\$ -
TOTAL RECEIPTS	\$ 9,945.10	\$ -
TOTAL RECEIPTS AND BALANCE	\$ 9,945.10	\$ -
Warrants of Year in Caption	\$ 9,945.10	\$ -
Interest Paid Thereon	\$ -	\$ -
TOTAL DISBURSEMENTS	\$ 9,945.10	\$ -
CASH BALANCE JUNE 30, 2022	\$ -	\$ -
Reserve for Warrants Outstanding	\$ -	\$ -
Reserve for Interest on Warrants	\$ -	\$ -
Reserves From Schedule 8	\$ -	\$ -
TOTAL LIABILITES AND RESERVE	\$ -	\$ -
DEFICIT:	\$ -	\$ -
CASH BALANCE FORWARD TO NEXT YEAR	\$ -	\$ -

Schedule 9: Reap Revolving Fund Summary of Expenses				
Total for Expenses	Net Appropriations July 1, 2022	Warrants Issued	Reserves	Approved by County Excise Board
1100 Total Salaries	\$ -	\$ -	\$ -	\$ -
1200 Fringe Benefits	\$ -	\$ -	\$ -	\$ -
1300 Travel Related	\$ -	\$ -	\$ -	\$ -
2000 Total Maintenance & Operations	\$ -	\$ -	\$ -	\$ -
4100 Total Machinery & Equipment, Capital Outlay	\$ -	\$ 9,945.10	\$ -	\$ -
All Other Expenses	\$ -	\$ -	\$ -	\$ -
TOTAL EXPENDITURES 2021-22 FISCAL YEAR	\$ -	\$ 9,945.10	\$ -	\$ -

I-1501

VOCA

Schedule 1: Current Balance Sheet - June 30, 2022	
ASSETS:	
Cash Balances	\$ -
Investments	\$ -
TOTAL ASSETS	\$ -
LIABILITIES AND RESERVES:	
Warrants Outstanding	\$ -
Reserve for Interest on Warrants	\$ -
Reserves From Schedule 3	\$ -
TOTAL LIABILITIES AND RESERVES	\$ -
CASH FUND BALANCE JUNE 30, 2022	\$ -
TOTAL LIABILITIES, RESERVES AND CASH FUND BALANCE	\$ -

Schedule 5: Voca Fund Balance Sheet of Current and All Prior Years		
CURRENT AND ALL PRIOR YEARS	2021-22	PRE-2021
Cash Balance Reported to Excise Board June 30, 2021	\$ -	\$ 4,527.85
Opening Balance from Prior Year	\$ 4,527.85	\$ 4,527.85
Cash Fund Balance Transferred Out	\$ 1,408.42	\$ -
Cash Fund Balance Transferred In	\$ 140.84	\$ -
Adjusted Cash Balance	\$ 3,260.27	\$ -
Ad Valorem Tax Apportioned To Year In Caption	\$ -	\$ -
Sources of Revenue		
9000 Interest, Mortgage Tax	\$ -	\$ -
9100 Local Revenues	\$ -	\$ -
9200 State Revenues	\$ -	\$ -
9300 Federal Revenues	\$ -	\$ 2,428.25
9400 Miscellaneous Revenues	\$ 7,251.39	\$ 16,478.66
9500 Special Assessments	\$ -	\$ -
9600 Other Revenues	\$ -	\$ -
9700 School Revenues	\$ -	\$ -
All Other Non-Tax Revenues	\$ -	\$ -
Sales Tax and Sales Tax Interest	\$ -	\$ -
Cash Fund Balance Forward From Preceding Year	\$ -	\$ -
Prior Expenditures Recovered	\$ -	\$ -
TOTAL RECEIPTS	\$ 7,251.39	\$ -
TOTAL RECEIPTS AND BALANCE	\$ 10,511.66	\$ -
Warrants of Year in Caption	\$ 10,511.66	\$ -
Interest Paid Thereon	\$ -	\$ -
TOTAL DISBURSEMENTS	\$ 10,511.66	\$ -
CASH BALANCE JUNE 30, 2022	\$ -	\$ -
Reserve for Warrants Outstanding	\$ -	\$ -
Reserve for Interest on Warrants	\$ -	\$ -
Reserves From Schedule 8	\$ -	\$ -
TOTAL LIABILITES AND RESERVE	\$ -	\$ -
DEFICIT:	\$ -	\$ -
CASH BALANCE FORWARD TO NEXT YEAR	\$ -	\$ -

Schedule 9: Voca Fund Summary of Expenses				
Total for Expenses	Net Appropriations July 1, 2022	Warrants Issued	Reserves	Approved by County Excise Board
1100 Total Salaries	\$ 10,511.66	\$ 10,511.66	\$ -	\$ -
1200 Fringe Benefits	\$ -	\$ -	\$ -	\$ -
1300 Travel Related	\$ -	\$ -	\$ -	\$ -
2000 Total Maintenance & Operations	\$ -	\$ -	\$ -	\$ -
4100 Total Machinery & Equipment, Capital Outlay	\$ -	\$ -	\$ -	\$ -
All Other Expenses	\$ -	\$ -	\$ -	\$ -
TOTAL EXPENDITURES 2021-22 FISCAL YEAR	\$ 10,511.66	\$ 10,511.66	\$ -	\$ -

SAFE OKLAHOMA-AG COVERING THE PERIOD 7/1/2021 TO 6/30/2022
ESTIMATE OF NEEDS FOR 2022-2023

SAFE OKLAHOMA-AG

I-1526

Schedule 1: Current Balance Sheet - June 30, 2022	
ASSETS:	
Cash Balances	\$ 18,014.18
Investments	\$ -
TOTAL ASSETS	\$ 18,014.18
LIABILITIES AND RESERVES:	
Warrants Outstanding	\$ -
Reserve for Interest on Warrants	\$ -
Reserves From Schedule 3	\$ -
TOTAL LIABILITIES AND RESERVES	\$ -
CASH FUND BALANCE JUNE 30, 2022	\$ 18,014.18
TOTAL LIABILITIES, RESERVES AND CASH FUND BALANCE	\$ 18,014.18

Schedule 5: Safe Oklahoma-Ag Fund Balance Sheet of Current and All Prior Years		
CURRENT AND ALL PRIOR YEARS	2021-22	PRE-2021
Cash Balance Reported to Excise Board June 30, 2021	\$ -	\$ 16,648.53
Opening Balance from Prior Year	\$ 16,648.53	\$ 16,648.53
Cash Fund Balance Transferred Out	\$ -	\$ -
Cash Fund Balance Transferred In	\$ -	\$ -
Adjusted Cash Balance	\$ 16,648.53	\$ -
Ad Valorem Tax Apportioned To Year In Caption	\$ -	\$ -
Sources of Revenue		
9000 Interest, Mortgage Tax	\$ -	\$ -
9100 Local Revenues	\$ -	\$ -
9200 State Revenues	\$ 30,000.00	\$ 20,000.00
9300 Federal Revenues	\$ -	\$ -
9400 Miscellaneous Revenues	\$ -	\$ -
9500 Special Assessments	\$ -	\$ -
9600 Other Revenues	\$ -	\$ -
9700 School Revenues	\$ -	\$ -
All Other Non-Tax Revenues	\$ -	\$ -
Sales Tax and Sales Tax Interest	\$ -	\$ -
Cash Fund Balance Forward From Preceding Year	\$ -	\$ -
Prior Expenditures Recovered	\$ -	\$ -
TOTAL RECEIPTS	\$ 30,000.00	\$ -
TOTAL RECEIPTS AND BALANCE	\$ 46,648.53	\$ -
Warrants of Year in Caption	\$ 28,634.35	\$ -
Interest Paid Thereon	\$ -	\$ -
TOTAL DISBURSEMENTS	\$ 28,634.35	\$ -
CASH BALANCE JUNE 30, 2022	\$ 18,014.18	\$ -
Reserve for Warrants Outstanding	\$ -	\$ -
Reserve for Interest on Warrants	\$ -	\$ -
Reserves From Schedule 8	\$ -	\$ -
TOTAL LIABILITES AND RESERVE	\$ -	\$ -
DEFICIT:	\$ -	\$ -
CASH BALANCE FORWARD TO NEXT YEAR	\$ 18,014.18	\$ -

Schedule 9: Safe Oklahoma-Ag Fund Summary of Expenses				
Total for Expenses	Net Appropriations July 1, 2022	Warrants Issued	Reserves	Approved by County Excise Board
1100 Total Salaries	\$ 28,634.35	\$ 28,634.35	\$ -	\$ -
1200 Fringe Benefits	\$ -	\$ -	\$ -	\$ -
1300 Travel Related	\$ -	\$ -	\$ -	\$ -
2000 Total Maintenance & Operations	\$ -	\$ -	\$ -	\$ -
4100 Total Machinery & Equipment, Capital Outlay	\$ -	\$ -	\$ -	\$ -
All Other Expenses	\$ -	\$ -	\$ -	\$ -
TOTAL EXPENDITURES 2021-22 FISCAL YEAR	\$ 28,634.35	\$ 28,634.35	\$ -	\$ -

COVID AID RELIEF COVERING THE PERIOD 7/1/2021 TO 6/30/2022
ESTIMATE OF NEEDS FOR 2022-2023

I-1565

COVID AID RELIEF

Schedule 1: Current Balance Sheet - June 30, 2022	
ASSETS:	
Cash Balances	\$ 421,546.12
Investments	\$ -
TOTAL ASSETS	\$ 421,546.12
LIABILITIES AND RESERVES:	
Warrants Outstanding	\$ -
Reserve for Interest on Warrants	\$ -
Reserves From Schedule 3	\$ -
TOTAL LIABILITIES AND RESERVES	\$ -
CASH FUND BALANCE JUNE 30, 2022	\$ 421,546.12
TOTAL LIABILITIES, RESERVES AND CASH FUND BALANCE	\$ 421,546.12

Schedule 5: Covid Aid Relief Fund Balance Sheet of Current and All Prior Years		
CURRENT AND ALL PRIOR YEARS	2021-22	PRE-2021
Cash Balance Reported to Excise Board June 30, 2021	\$ -	\$ 630,083.09
Opening Balance from Prior Year	\$ 520,572.28	\$ 520,572.28
Cash Fund Balance Transferred Out	\$ -	\$ -
Cash Fund Balance Transferred In	\$ 1,432.91	\$ -
Adjusted Cash Balance	\$ 522,005.19	\$ 109,510.81
Ad Valorem Tax Apportioned To Year In Caption	\$ -	\$ -
Sources of Revenue		
9000 Interest, Mortgage Tax	\$ -	\$ -
9100 Local Revenues	\$ -	\$ -
9200 State Revenues	\$ -	\$ -
9300 Federal Revenues	\$ -	\$ 1,209,576.32
9400 Miscellaneous Revenues	\$ -	\$ -
9500 Special Assessments	\$ -	\$ -
9600 Other Revenues	\$ -	\$ -
9700 School Revenues	\$ -	\$ -
All Other Non-Tax Revenues	\$ -	\$ -
Sales Tax and Sales Tax Interest	\$ -	\$ -
Cash Fund Balance Forward From Preceding Year	\$ -	\$ -
Prior Expenditures Recovered	\$ -	\$ -
TOTAL RECEIPTS	\$ -	\$ -
TOTAL RECEIPTS AND BALANCE	\$ 522,005.19	\$ 109,510.81
Warrants of Year in Caption	\$ 100,459.07	\$ 109,510.81
Interest Paid Thereon	\$ -	\$ -
TOTAL DISBURSEMENTS	\$ 100,459.07	\$ 109,510.81
CASH BALANCE JUNE 30, 2022	\$ 421,546.12	\$ -
Reserve for Warrants Outstanding	\$ -	\$ -
Reserve for Interest on Warrants	\$ -	\$ -
Reserves From Schedule 8	\$ -	\$ -
TOTAL LIABILITES AND RESERVE	\$ -	\$ -
DEFICIT:	\$ -	\$ -
CASH BALANCE FORWARD TO NEXT YEAR	\$ 421,546.12	\$ -

Schedule 9: Covid Aid Relief Fund Summary of Expenses				
Total for Expenses	Net Appropriations July 1, 2022	Warrants Issued	Reserves	Approved by County Excise Board
1100 Total Salaries	\$ -	\$ -	\$ -	\$ -
1200 Fringe Benefits	\$ -	\$ -	\$ -	\$ -
1300 Travel Related	\$ -	\$ -	\$ -	\$ -
2000 Total Maintenance & Operations	\$ 86,538.18	\$ 86,538.18	\$ -	\$ -
4100 Total Machinery & Equipment, Capital Outlay	\$ 13,920.89	\$ 13,920.89	\$ -	\$ -
All Other Expenses	\$ -	\$ -	\$ -	\$ -
TOTAL EXPENDITURES 2021-22 FISCAL YEAR	\$ 100,459.07	\$ 100,459.07	\$ -	\$ -

AMERICAN RESCUE PLAN ACT 2021 COVERING THE PERIOD 7/1/2021 TO 6/30/2022
ESTIMATE OF NEEDS FOR 2022-2023

AMERICAN RESCUE PLAN ACT 2021

I-1566

Schedule 1: Current Balance Sheet - June 30, 2022	
ASSETS:	
Cash Balances	\$ 7,134,809.95
Investments	\$ -
TOTAL ASSETS	\$ 7,134,809.95
LIABILITIES AND RESERVES:	
Warrants Outstanding	\$ -
Reserve for Interest on Warrants	\$ -
Reserves From Schedule 3	\$ -
TOTAL LIABILITIES AND RESERVES	\$ -
CASH FUND BALANCE JUNE 30, 2022	\$ 7,134,809.95
TOTAL LIABILITIES, RESERVES AND CASH FUND BALANCE	\$ 7,134,809.95

Schedule 5: American Rescue Plan Act 2021 Fund Balance Sheet of Current and All Prior Years		
CURRENT AND ALL PRIOR YEARS	2021-22	PRE-2021
Cash Balance Reported to Excise Board June 30, 2021	\$ -	\$ 4,232,555.00
Opening Balance from Prior Year	\$ 4,111,058.91	\$ 4,111,058.91
Cash Fund Balance Transferred Out	\$ 52,569.37	\$ -
Cash Fund Balance Transferred In	\$ -	\$ -
Adjusted Cash Balance	\$ 4,058,489.54	\$ 121,496.09
Ad Valorem Tax Apportioned To Year In Caption	\$ -	\$ -
Sources of Revenue		
9000 Interest, Mortgage Tax	\$ 9,458.37	\$ -
9100 Local Revenues	\$ -	\$ -
9200 State Revenues	\$ -	\$ -
9300 Federal Revenues	\$ 4,239,639.00	\$ 4,239,639.00
9400 Miscellaneous Revenues	\$ -	\$ -
9500 Special Assessments	\$ -	\$ -
9600 Other Revenues	\$ -	\$ -
9700 School Revenues	\$ -	\$ -
All Other Non-Tax Revenues	\$ -	\$ -
Sales Tax and Sales Tax Interest	\$ -	\$ -
Cash Fund Balance Forward From Preceding Year	\$ -	\$ -
Prior Expenditures Recovered	\$ -	\$ -
TOTAL RECEIPTS	\$ 4,249,097.37	\$ -
TOTAL RECEIPTS AND BALANCE	\$ 8,307,586.91	\$ 121,496.09
Warrants of Year in Caption	\$ 1,172,776.96	\$ 121,496.09
Interest Paid Thereon	\$ -	\$ -
TOTAL DISBURSEMENTS	\$ 1,172,776.96	\$ 121,496.09
CASH BALANCE JUNE 30, 2022	\$ 7,134,809.95	\$ (0.00)
Reserve for Warrants Outstanding	\$ -	\$ -
Reserve for Interest on Warrants	\$ -	\$ -
Reserves From Schedule 8	\$ -	\$ -
TOTAL LIABILITES AND RESERVE	\$ -	\$ -
DEFICIT:	\$ -	\$ (0.00)
CASH BALANCE FORWARD TO NEXT YEAR	\$ 7,134,809.95	\$ -

Schedule 9: American Rescue Plan Act 2021 Fund Summary of Expenses				
Total for Expenses	Net Appropriations July 1, 2022	Warrants Issued	Reserves	Approved by County Excise Board
1100 Total Salaries	\$ -	\$ -	\$ -	\$ -
1200 Fringe Benefits	\$ -	\$ -	\$ -	\$ -
1300 Travel Related	\$ -	\$ -	\$ -	\$ -
2000 Total Maintenance & Operations	\$ 100,445.81	\$ 100,445.81	\$ -	\$ -
4100 Total Machinery & Equipment, Capital Outlay	\$ 1,072,331.15	\$ 1,072,331.15	\$ -	\$ -
All Other Expenses	\$ -	\$ -	\$ -	\$ -
TOTAL EXPENDITURES 2021-22 FISCAL YEAR	\$ 1,172,776.96	\$ 1,172,776.96	\$ -	\$ -

TOTAL OF SALES TAX REVENUE FUNDS COVERING THE PERIOD JULY 1, 2021 TO JUNE 30, 2022
ESTIMATE OF NEEDS FOR 2022-2023

EXHIBIT "I.ST" TOTALS

Schedule I: Current Balance Sheet - June 30, 2022	
ASSETS:	
Cash Balances	
Investments	\$ 9,371,235.60
TOTAL ASSETS	\$ -
LIABILITIES AND RESERVES:	
Warrants Outstanding	\$ -
Reserve for Interest on Warrants	\$ -
Reserves From Schedule 3	\$ -
TOTAL LIABILITIES AND RESERVES	\$ -
CASH FUND BALANCE JUNE 30, 2022	\$ 9,371,235.60
TOTAL LIABILITIES, RESERVES AND CASH FUND BALANCE	\$ 9,371,235.60

Schedule 5: Sales Tax Revenue Funds Balance Sheet of Current and All Prior Years		
CURRENT AND ALL PRIOR YEARS	2021-22	PRE-2021
Cash Balance Reported to Excise Board June 30, 2021	\$ -	\$ 8,441,163.75
Opening Balance from Prior Year	\$ 8,070,712.70	\$ 8,070,712.70
Cash Fund Balance Transferred Out	\$ 205,000.00	\$ -
Cash Fund Balance Transferred In	\$ 823,434.20	\$ -
Adjusted Cash Balance	\$ 8,689,146.90	\$ 370,451.05
Ad Valorem Tax Apportioned To Year In Caption	\$ -	\$ -
Sources of Revenue		
9000 Interest, Mortgage Tax	\$ 25,366.93	\$ 10,818.98
9100 Local Revenues	\$ 73,645.00	\$ -
9200 State Revenues	\$ 1,833,802.72	\$ 1,269,801.44
9300 Federal Revenues	\$ 136,363.63	\$ 33,684.48
9400 Miscellaneous Revenues	\$ 3,368.65	\$ 283,486.37
9500 Special Assessments	\$ -	\$ -
9600 Other Revenues	\$ -	\$ -
9700 School Revenues	\$ -	\$ -
All Other Non-Tax Revenues	\$ -	\$ -
Sales Tax and Sales Tax Interest	\$ 10,041,344.97	\$ 8,615,257.23
Cash Fund Balance Forward From Preceding Year	\$ 0.00	\$ -
Prior Expenditures Recovered	\$ -	\$ -
TOTAL RECEIPTS	\$ 12,113,891.90	\$ -
TOTAL RECEIPTS AND BALANCE	\$ 20,803,038.80	\$ 370,451.05
Warrants of Year in Caption	\$ 11,431,803.20	\$ 370,451.05
Interest Paid Thereon	\$ -	\$ -
TOTAL DISBURSEMENTS	\$ 11,431,803.20	\$ 370,451.05
CASH BALANCE JUNE 30, 2022	\$ 9,371,235.60	\$ (0.00)
Reserve for Warrants Outstanding	\$ -	\$ -
Reserve for Interest on Warrants	\$ -	\$ -
Reserves From Schedule 8	\$ -	\$ -
TOTAL LIABILITES AND RESERVE	\$ -	\$ -
DEFICIT:	\$ -	\$ (0.00)
CASH BALANCE FORWARD TO NEXT YEAR	\$ 9,371,235.60	\$ 0.00

Schedule 9: Sales Tax Revenue Funds Summary of Expenses				
Total for Expenses	Net Appropriations July 1, 2022	Warrants Issued	Reserves	Approved by County Excise Board
1100 Total Salaries	\$ 1,139,767.77	\$ 1,139,767.77	\$ -	\$ -
1200 Fringe Benefits	\$ 389,725.54	\$ 389,725.54	\$ -	\$ -
1300 Travel Related	\$ -	\$ -	\$ -	\$ -
2005 Total Maintenance & Operations	\$ 7,347,600.70	\$ 7,347,600.70	\$ -	\$ (0.00)
4110 Machinery & Equipment, Capital Outlay	\$ 2,548,371.44	\$ 2,548,370.64	\$ -	\$ -
All Other Expenses	\$ 6,338.55	\$ 6,338.55	\$ -	\$ -
TOTAL EXPENDITURES 2021-22 FISCAL YEAR	\$ 11,431,804.00	\$ 11,431,803.20	\$ -	\$ (0.00)

ROAD AND BRIDGES SALES TAX COVERING THE PERIOD 7/1/2021 TO 6/30/2022
ESTIMATE OF NEEDS FOR 2022-2023

ROAD AND BRIDGES SALES TAX

1ST-1313

Schedule 1: Current Balance Sheet - June 30, 2022	
ASSETS:	
Cash Balances	\$ 2,405,299.03
Investments	\$ -
TOTAL ASSETS	\$ 2,405,299.03
LIABILITIES AND RESERVES:	
Warrants Outstanding	\$ -
Reserve for Interest on Warrants	\$ -
Reserves From Schedule 3	\$ -
TOTAL LIABILITIES AND RESERVES	\$ -
CASH FUND BALANCE JUNE 30, 2022	\$ 2,405,299.03
TOTAL LIABILITIES, RESERVES AND CASH FUND BALANCE	\$ 2,405,299.03

Schedule 5: Road And Bridges Sales Tax Fund Balance Sheet of Current and All Prior Years		
CURRENT AND ALL PRIOR YEARS	2021-22	PRE-2021
Cash Balance Reported to Excise Board June 30, 2021	\$ -	\$ 2,345,319.57
Opening Balance from Prior Year	\$ 2,114,144.23	\$ 2,114,144.23
Cash Fund Balance Transferred Out	\$ 205,000.00	\$ -
Cash Fund Balance Transferred In	\$ 820,394.20	\$ -
Adjusted Cash Balance	\$ 2,729,538.43	\$ 231,175.34
Ad Valorem Tax Apportioned To Year In Caption	\$ -	\$ -
Sources of Revenue		
9000 Interest, Mortgage Tax	\$ 6,689.73	\$ 3,015.95
9100 Local Revenues	\$ -	\$ -
9200 State Revenues	\$ 1,324,245.85	\$ 882,734.72
9300 Federal Revenues	\$ 136,363.63	\$ 33,684.48
9400 Miscellaneous Revenues	\$ 2,569.93	\$ 280,912.28
9500 Special Assessments	\$ -	\$ -
9600 Other Revenues	\$ -	\$ -
9700 School Revenues	\$ -	\$ -
All Other Non-Tax Revenues	\$ -	\$ -
Sales Tax and Sales Tax Interest	\$ 6,693,560.56	\$ 5,742,930.47
Cash Fund Balance Forward From Preceding Year	\$ -	\$ -
Prior Expenditures Recovered	\$ -	\$ -
TOTAL RECEIPTS	\$ 8,163,429.70	\$ -
TOTAL RECEIPTS AND BALANCE	\$ 10,892,968.13	\$ 231,175.34
Warrants of Year in Caption	\$ 8,487,669.10	\$ 231,175.34
Interest Paid Thereon	\$ -	\$ -
TOTAL DISBURSEMENTS	\$ 8,487,669.10	\$ 231,175.34
CASH BALANCE JUNE 30, 2022	\$ 2,405,299.03	\$ -
Reserve for Warrants Outstanding	\$ -	\$ -
Reserve for Interest on Warrants	\$ -	\$ -
Reserves From Schedule 8	\$ -	\$ -
TOTAL LIABILITES AND RESERVE	\$ -	\$ -
DEFICIT:	\$ -	\$ -
CASH BALANCE FORWARD TO NEXT YEAR	\$ 2,405,299.03	\$ -

Schedule 9: Road And Bridges Sales Tax Fund Summary of Expenses				
Total for Expenses	Net Appropriations July 1, 2022	Warrants Issued	Reserves	Approved by County Excise Board
1100 Total Salaries	\$ -	\$ -	\$ -	\$ -
1200 Fringe Benefits	\$ -	\$ -	\$ -	\$ -
1300 Travel Related	\$ -	\$ -	\$ -	\$ -
2000 Total Maintenance & Operations	\$ 6,453,071.30	\$ 6,453,071.30	\$ -	\$ -
4100 Total Machinery & Equipment, Capital Outlay	\$ 2,028,260.05	\$ 2,028,259.25	\$ -	\$ -
All Other Expenses	\$ 6,338.55	\$ 6,338.55	\$ -	\$ -
TOTAL EXPENDITURES 2021-22 FISCAL YEAR	\$ 8,487,669.90	\$ 8,487,669.10	\$ -	\$ -

JAIL SALES TAX COVERING THE PERIOD 7/1/2021 TO 6/30/2022
ESTIMATE OF NEEDS FOR 2022-2023

IST-1315

JAIL SALES TAX

Schedule 1: Current Balance Sheet - June 30, 2022	
ASSETS:	
Cash Balances	\$ 1,261,219.32
Investments	\$ -
TOTAL ASSETS	\$ 1,261,219.32
LIABILITIES AND RESERVES:	
Warrants Outstanding	\$ -
Reserve for Interest on Warrants	\$ -
Reserves From Schedule 3	\$ -
TOTAL LIABILITIES AND RESERVES	\$ -
CASH FUND BALANCE JUNE 30, 2022	\$ 1,261,219.32
TOTAL LIABILITIES, RESERVES AND CASH FUND BALANCE	\$ 1,261,219.32

Schedule 5: Jail Sales Tax Fund Balance Sheet of Current and All Prior Years		
CURRENT AND ALL PRIOR YEARS	2021-22	PRE-2021
Cash Balance Reported to Excise Board June 30, 2021	\$ -	\$ 1,160,655.17
Opening Balance from Prior Year	\$ 1,158,054.29	\$ 1,158,054.29
Cash Fund Balance Transferred Out	\$ -	\$ -
Cash Fund Balance Transferred In	\$ -	\$ -
Adjusted Cash Balance	\$ 1,158,054.29	\$ 2,600.88
Ad Valorem Tax Apportioned To Year In Caption	\$ -	\$ -
Sources of Revenue		
9000 Interest, Mortgage Tax	\$ 3,329.71	\$ 1,662.40
9100 Local Revenues	\$ -	\$ -
9200 State Revenues	\$ 191,045.64	\$ 166,316.83
9300 Federal Revenues	\$ -	\$ -
9400 Miscellaneous Revenues	\$ 27.00	\$ 2,574.09
9500 Special Assessments	\$ -	\$ -
9600 Other Revenues	\$ -	\$ -
9700 School Revenues	\$ -	\$ -
All Other Non-Tax Revenues	\$ -	\$ -
Sales Tax and Sales Tax Interest	\$ 1,255,168.15	\$ 1,076,907.15
Cash Fund Balance Forward From Preceding Year	\$ -	\$ -
Prior Expenditures Recovered	\$ -	\$ -
TOTAL RECEIPTS	\$ 1,449,570.50	\$ -
TOTAL RECEIPTS AND BALANCE	\$ 2,607,624.79	\$ 2,600.88
Warrants of Year in Caption	\$ 1,346,405.47	\$ 2,600.88
Interest Paid Thereon	\$ -	\$ -
TOTAL DISBURSEMENTS	\$ 1,346,405.47	\$ 2,600.88
CASH BALANCE JUNE 30, 2022	\$ 1,261,219.32	\$ (0.00)
Reserve for Warrants Outstanding	\$ -	\$ -
Reserve for Interest on Warrants	\$ -	\$ -
Reserves From Schedule 8	\$ -	\$ -
TOTAL LIABILITES AND RESERVE	\$ -	\$ -
DEFICIT:	\$ -	\$ (0.00)
CASH BALANCE FORWARD TO NEXT YEAR	\$ 1,261,219.32	\$ -

Schedule 9: Jail Sales Tax Fund Summary of Expenses				
Total for Expenses	Net Appropriations July 1, 2022	Warrants Issued	Reserves	Approved by County Excise Board
1100 Total Salaries	\$ 779,549.92	\$ 779,549.92	\$ -	\$ -
1200 Fringe Benefits	\$ 322,415.85	\$ 322,415.85	\$ -	\$ -
1300 Travel Related	\$ -	\$ -	\$ -	\$ -
2000 Total Maintenance & Operations	\$ 234,715.43	\$ 234,715.43	\$ -	\$ -
4100 Total Machinery & Equipment, Capital Outlay	\$ 9,724.27	\$ 9,724.27	\$ -	\$ -
All Other Expenses	\$ -	\$ -	\$ -	\$ -
TOTAL EXPENDITURES 2021-22 FISCAL YEAR	\$ 1,346,405.47	\$ 1,346,405.47	\$ -	\$ -

RURAL FIRE SALES TAX COVERING THE PERIOD 7/1/2021 TO 6/30/2022
ESTIMATE OF NEEDS FOR 2022-2023

RURAL FIRE SALES TAX

1ST-1321

Schedule 1: Current Balance Sheet - June 30, 2022	
ASSETS:	
Cash Balances	\$ 5,212,835.25
Investments	\$ -
TOTAL ASSETS	\$ 5,212,835.25
LIABILITIES AND RESERVES:	
Warrants Outstanding	\$ -
Reserve for Interest on Warrants	\$ -
Reserves From Schedule 3	\$ -
TOTAL LIABILITIES AND RESERVES	\$ -
CASH FUND BALANCE JUNE 30, 2022	\$ 5,212,835.25
TOTAL LIABILITIES, RESERVES AND CASH FUND BALANCE	\$ 5,212,835.25

Schedule 5: Rural Fire Sales Tax Fund Balance Sheet of Current and All Prior Years		
CURRENT AND ALL PRIOR YEARS	2021-22	PRE-2021
Cash Balance Reported to Excise Board June 30, 2021	\$ -	\$ 4,387,154.74
Opening Balance from Prior Year	\$ 4,257,897.61	\$ 4,257,897.61
Cash Fund Balance Transferred Out	\$ -	\$ -
Cash Fund Balance Transferred In	\$ -	\$ -
Adjusted Cash Balance	\$ 4,257,897.61	\$ 129,257.13
Ad Valorem Tax Apportioned To Year In Caption	\$ -	\$ -
Sources of Revenue		
9000 Interest, Mortgage Tax	\$ 13,955.17	\$ 6,140.63
9100 Local Revenues	\$ -	\$ -
9200 State Revenues	\$ 254,778.42	\$ 220,749.89
9300 Federal Revenues	\$ -	\$ -
9400 Miscellaneous Revenues	\$ 457.00	\$ -
9500 Special Assessments	\$ -	\$ -
9600 Other Revenues	\$ -	\$ -
9700 School Revenues	\$ -	\$ -
All Other Non-Tax Revenues	\$ -	\$ -
Sales Tax and Sales Tax Interest	\$ 1,673,892.20	\$ 1,436,163.37
Cash Fund Balance Forward From Preceding Year	\$ -	\$ -
Prior Expenditures Recovered	\$ -	\$ -
TOTAL RECEIPTS	\$ 1,943,082.79	\$ -
TOTAL RECEIPTS AND BALANCE	\$ 6,200,980.40	\$ 129,257.13
Warrants of Year in Caption	\$ 988,145.15	\$ 129,257.13
Interest Paid Thereon	\$ -	\$ -
TOTAL DISBURSEMENTS	\$ 988,145.15	\$ 129,257.13
CASH BALANCE JUNE 30, 2022	\$ 5,212,835.25	\$ (0.00)
Reserve for Warrants Outstanding	\$ -	\$ -
Reserve for Interest on Warrants	\$ -	\$ -
Reserves From Schedule 8	\$ -	\$ -
TOTAL LIABILITES AND RESERVE	\$ -	\$ -
DEFICIT:	\$ -	\$ (0.00)
CASH BALANCE FORWARD TO NEXT YEAR	\$ 5,212,835.25	\$ -

Schedule 9: Rural Fire Sales Tax Fund Summary of Expenses				
Total for Expenses	Net Appropriations July 1, 2022	Warrants Issued	Reserves	Approved by County Excise Board
1100 Total Salaries	\$ -	\$ -	\$ -	\$ -
1200 Fringe Benefits	\$ -	\$ -	\$ -	\$ -
1300 Travel Related	\$ -	\$ -	\$ -	\$ -
2000 Total Maintenance & Operations	\$ 495,243.03	\$ 495,243.03	\$ -	\$ (0.00)
4100 Total Machinery & Equipment, Capital Outlay	\$ 492,902.12	\$ 492,902.12	\$ -	\$ -
All Other Expenses	\$ -	\$ -	\$ -	\$ -
TOTAL EXPENDITURES 2021-22 FISCAL YEAR	\$ 988,145.15	\$ 988,145.15	\$ -	\$ (0.00)

SPEIAL REVENUE COUNTY ASSIGNED COVERING THE PERIOD 7/1/2021 TO 6/30/2022
ESTIMATE OF NEEDS FOR 2022-2023

LST-1327

SPEIAL REVENUE COUNTY ASSIGNED

Schedule I: Current Balance Sheet - June 30, 2022	
ASSETS:	
Cash Balances	\$ 491,882.00
Investments	\$ -
TOTAL ASSETS	\$ 491,882.00
LIABILITIES AND RESERVES:	
Warrants Outstanding	\$ -
Reserve for Interest on Warrants	\$ -
Reserves From Schedule 3	\$ -
TOTAL LIABILITIES AND RESERVES	\$ -
CASH FUND BALANCE JUNE 30, 2022	\$ 491,882.00
TOTAL LIABILITIES, RESERVES AND CASH FUND BALANCE	\$ 491,882.00

Schedule 5: Speial Revenue County Assigned Fund Balance Sheet of Current and All Prior Years		
CURRENT AND ALL PRIOR YEARS	2021-22	PRE-2021
Cash Balance Reported to Excise Board June 30, 2021	\$ -	\$ 548,034.27
Opening Balance from Prior Year	\$ 540,616.57	\$ 540,616.57
Cash Fund Balance Transferred Out	\$ -	\$ -
Cash Fund Balance Transferred In	\$ 3,040.00	\$ -
Adjusted Cash Balance	\$ 543,656.57	\$ 7,417.70
Ad Valorem Tax Apportioned To Year In Caption	\$ -	\$ -
Sources of Revenue		
9000 Interest, Mortgage Tax	\$ 1,392.32	\$ -
9100 Local Revenues	\$ 73,645.00	\$ -
9200 State Revenues	\$ 63,732.81	\$ -
9300 Federal Revenues	\$ -	\$ -
9400 Miscellaneous Revenues	\$ 314.72	\$ -
9500 Special Assessments	\$ -	\$ -
9600 Other Revenues	\$ -	\$ -
9700 School Revenues	\$ -	\$ -
All Other Non-Tax Revenues	\$ -	\$ -
Sales Tax and Sales Tax Interest	\$ 418,724.06	\$ 359,256.24
Cash Fund Balance Forward From Preceding Year	\$ 0.00	\$ -
Prior Expenditures Recovered	\$ -	\$ -
TOTAL RECEIPTS	\$ 557,808.91	\$ -
TOTAL RECEIPTS AND BALANCE	\$ 1,101,465.48	\$ 7,417.70
Warrants of Year in Caption	\$ 609,583.48	\$ 7,417.70
Interest Paid Thereon	\$ -	\$ -
TOTAL DISBURSEMENTS	\$ 609,583.48	\$ 7,417.70
CASH BALANCE JUNE 30, 2022	\$ 491,882.00	\$ 0.00
Reserve for Warrants Outstanding	\$ -	\$ -
Reserve for Interest on Warrants	\$ -	\$ -
Reserves From Schedule 8	\$ -	\$ -
TOTAL LIABILITES AND RESERVE	\$ -	\$ -
DEFICIT:	\$ -	\$ -
CASH BALANCE FORWARD TO NEXT YEAR	\$ 491,882.00	\$ 0.00

Schedule 9: Speial Revenue County Assigned Fund Summary of Expenses				
Total for Expenses	Net Appropriations July 1, 2022	Warrants Issued	Reserves	Approved by County Excise Board
1100 Total Salaries	\$ 360,217.85	\$ 360,217.85	\$ -	\$ -
1200 Fringe Benefits	\$ 67,309.69	\$ 67,309.69	\$ -	\$ -
1300 Travel Related	\$ -	\$ -	\$ -	\$ -
2000 Total Maintenance & Operations	\$ 164,570.94	\$ 164,570.94	\$ -	\$ -
4100 Total Machinery & Equipment, Capital Outlay	\$ 17,485.00	\$ 17,485.00	\$ -	\$ -
All Other Expenses	\$ -	\$ -	\$ -	\$ -
TOTAL EXPENDITURES 2021-22 FISCAL YEAR	\$ 609,583.48	\$ 609,583.48	\$ -	\$ -

TOTAL OF EXPENDABLE TRUST FUNDS COVERING THE PERIOD JULY 1, 2021 TO JUNE 30, 2022
ESTIMATE OF NEEDS FOR 2022-2023

EXHIBIT "M" TOTALS

Schedule 1: Current Balance Sheet - June 30, 2022	
ASSETS:	
Cash Balances	\$ 2,513,149.33
Investments	\$ -
TOTAL ASSETS	\$ 2,513,149.33
LIABILITIES AND RESERVES:	
Warrants Outstanding	\$ 242,431.58
Reserve for Interest on Warrants	\$ -
Reserves From Schedule 3	\$ -
TOTAL LIABILITIES AND RESERVES	\$ 242,431.58
CASH FUND BALANCE JUNE 30, 2022	\$ 2,270,717.75
TOTAL LIABILITIES, RESERVES AND CASH FUND BALANCE	\$ 2,513,149.33

Schedule 5: Expendable Trust Funds Balance Sheet of Current and All Prior Years		
CURRENT AND ALL PRIOR YEARS	2021-22	PRE-2021
Cash Balance Reported to Excise Board June 30, 2021	\$ -	\$ 1,581,881.70
Opening Balance from Prior Year	\$ 1,573,806.77	\$ 1,573,806.77
Cash Fund Balance Transferred Out	\$ 445,988.09	\$ -
Cash Fund Balance Transferred In	\$ 1,167,676.90	\$ -
Adjusted Cash Balance	\$ 2,295,495.58	\$ 8,074.93
Ad Valorem Tax Apportioned To Year In Caption	\$ 877,596.76	\$ -
Sources of Revenue		
9000 Interest, Mortgage Tax	\$ 5,121.72	\$ 1,921.35
9100 Local Revenues	\$ 133,625.92	\$ 182,599.56
9200 State Revenues	\$ 89,145.42	\$ 22,208.30
9300 Federal Revenues	\$ -	\$ 2,021.16
9400 Miscellaneous Revenues	\$ 125,052.97	\$ 70,317.55
9500 Special Assessments	\$ -	\$ -
9600 Other Revenues	\$ -	\$ -
9700 School Revenues	\$ -	\$ -
All Other Non-Tax Revenues	\$ -	\$ -
Sales Tax and Sales Tax Interest	\$ 21,938.89	\$ -
Cash Fund Balance Forward From Preceding Year	\$ 1,067.94	\$ -
Prior Expenditures Recovered	\$ -	\$ -
TOTAL RECEIPTS	\$ 1,253,549.62	\$ -
TOTAL RECEIPTS AND BALANCE	\$ 3,549,045.20	\$ 8,074.93
Warrants of Year in Caption	\$ 1,035,895.87	\$ 6,406.99
Interest Paid Thereon	\$ -	\$ -
TOTAL DISBURSEMENTS	\$ 1,035,895.87	\$ 6,406.99
CASH BALANCE JUNE 30, 2022	\$ 2,513,149.33	\$ 1,667.94
Reserve for Warrants Outstanding	\$ 242,431.58	\$ 600.00
Reserve for Interest on Warrants	\$ -	\$ -
Reserves From Schedule 8	\$ -	\$ -
TOTAL LIABILITES AND RESERVE	\$ 242,431.58	\$ 600.00
DEFICIT:	\$ -	\$ (0.00)
CASH BALANCE FORWARD TO NEXT YEAR	\$ 2,270,717.75	\$ 1,067.94

Schedule 9: Expendable Trust Funds Summary of Expenses				
Total for Expenses	Net Appropriations July 1, 2022	Warrants Issued	Reserves	Approved by County Excise Board
1100 Total Salaries	\$ 54,004.77	\$ 54,004.77	\$ -	\$ -
1200 Fringe Benefits	\$ -	\$ -	\$ -	\$ -
1300 Travel Related	\$ -	\$ -	\$ -	\$ -
2005 Total Maintenance & Operations	\$ 105,093.09	\$ 1,163,467.43	\$ -	\$ (1,058,374.34)
4110 Machinery & Equipment, Capital Outlay	\$ -	\$ 60,855.25	\$ -	\$ (60,855.25)
All Other Expenses	\$ -	\$ -	\$ -	\$ (600.00)
TOTAL EXPENDITURES 2021-22 FISCAL YEAR	\$ 159,097.86	\$ 1,278,327.45	\$ -	\$ (1,119,829.59)

CHILD ABUSE (MULTIDISCIPLINARY) PREVENTION COVERING THE PERIOD 7/1/2021 TO 6/30/2022
ESTIMATE OF NEEDS FOR 2022-2023

CHILD ABUSE (MULTIDISCIPLINARY) PREVENTION

M-7202

Schedule 1: Current Balance Sheet - June 30, 2022	
ASSETS:	
Cash Balances	\$ -
Investments	\$ -
TOTAL ASSETS	\$ -
LIABILITIES AND RESERVES:	
Warrants Outstanding	\$ -
Reserve for Interest on Warrants	\$ -
Reserves From Schedule 3	\$ -
TOTAL LIABILITIES AND RESERVES	\$ -
CASH FUND BALANCE JUNE 30, 2022	\$ -
TOTAL LIABILITIES, RESERVES AND CASH FUND BALANCE	\$ -

Schedule 5: Child Abuse (Multidisciplinary) Prevention Fund Balance Sheet of Current and All Prior Years		
CURRENT AND ALL PRIOR YEARS	2021-22	PRE-2021
Cash Balance Reported to Excise Board June 30, 2021	\$ -	\$ -
Opening Balance from Prior Year	\$ -	\$ -
Cash Fund Balance Transferred Out	\$ -	\$ -
Cash Fund Balance Transferred In	\$ -	\$ -
Adjusted Cash Balance	\$ -	\$ -
Ad Valorem Tax Apportioned To Year In Caption	\$ -	\$ -
Sources of Revenue		
9000 Interest, Mortgage Tax	\$ -	\$ -
9100 Local Revenues	\$ -	\$ -
9200 State Revenues	\$ -	\$ -
9300 Federal Revenues	\$ -	\$ -
9400 Miscellaneous Revenues	\$ -	\$ -
9500 Special Assessments	\$ -	\$ -
9600 Other Revenues	\$ -	\$ -
9700 School Revenues	\$ -	\$ -
All Other Non-Tax Revenues	\$ -	\$ -
Sales Tax and Sales Tax Interest	\$ -	\$ -
Cash Fund Balance Forward From Preceding Year	\$ -	\$ -
Prior Expenditures Recovered	\$ -	\$ -
TOTAL RECEIPTS	\$ -	\$ -
TOTAL RECEIPTS AND BALANCE	\$ -	\$ -
Warrants of Year in Caption	\$ -	\$ -
Interest Paid Thereon	\$ -	\$ -
TOTAL DISBURSEMENTS	\$ -	\$ -
CASH BALANCE JUNE 30, 2022	\$ -	\$ -
Reserve for Warrants Outstanding	\$ -	\$ -
Reserve for Interest on Warrants	\$ -	\$ -
Reserves From Schedule 8	\$ -	\$ -
TOTAL LIABILITES AND RESERVE	\$ -	\$ -
DEFICIT:	\$ -	\$ -
CASH BALANCE FORWARD TO NEXT YEAR	\$ -	\$ -

Schedule 9: Child Abuse (Multidisciplinary) Prevention Fund Summary of Expenses				
Total for Expenses	Net Appropriations July 1, 2022	Warrants Issued	Reserves	Approved by County Excise Board
1100 Total Salaries	\$ -	\$ -	\$ -	\$ -
1200 Fringe Benefits	\$ -	\$ -	\$ -	\$ -
1300 Travel Related	\$ -	\$ -	\$ -	\$ -
2000 Total Maintenance & Operations	\$ -	\$ -	\$ -	\$ -
4100 Total Machinery & Equipment, Capital Outlay	\$ -	\$ -	\$ -	\$ -
All Other Expenses	\$ -	\$ -	\$ -	\$ -
TOTAL EXPENDITURES 2021-22 FISCAL YEAR	\$ -	\$ -	\$ -	\$ -

LAW LIBRARY COVERING THE PERIOD 7/1/2021 TO 6/30/2022
ESTIMATE OF NEEDS FOR 2022-2023

M-7205

LAW LIBRARY

Schedule 1: Current Balance Sheet - June 30, 2022	
ASSETS:	
Cash Balances	\$ 7,114.52
Investments	\$ -
TOTAL ASSETS	\$ 7,114.52
LIABILITIES AND RESERVES:	
Warrants Outstanding	\$ 0.10
Reserve for Interest on Warrants	\$ -
Reserves From Schedule 3	\$ -
TOTAL LIABILITIES AND RESERVES	\$ 0.10
CASH FUND BALANCE JUNE 30, 2022	\$ 7,114.42
TOTAL LIABILITIES, RESERVES AND CASH FUND BALANCE	\$ 7,114.52

Schedule 5: Law Library Fund Balance Sheet of Current and All Prior Years		
CURRENT AND ALL PRIOR YEARS	2021-22	PRE-2021
Cash Balance Reported to Excise Board June 30, 2021	\$ -	\$ 8,118.04
Opening Balance from Prior Year	\$ 8,118.04	\$ 8,118.04
Cash Fund Balance Transferred Out	\$ -	\$ -
Cash Fund Balance Transferred In	\$ -	\$ -
Adjusted Cash Balance	\$ 8,118.04	\$ -
Ad Valorem Tax Apportioned To Year In Caption	\$ -	\$ -
Sources of Revenue		
9000 Interest, Mortgage Tax	\$ -	\$ -
9100 Local Revenues	\$ 20,628.13	\$ 21,083.92
9200 State Revenues	\$ -	\$ -
9300 Federal Revenues	\$ -	\$ -
9400 Miscellaneous Revenues	\$ -	\$ -
9500 Special Assessments	\$ -	\$ -
9600 Other Revenues	\$ -	\$ -
9700 School Revenues	\$ -	\$ -
All Other Non-Tax Revenues	\$ -	\$ -
Sales Tax and Sales Tax Interest	\$ -	\$ -
Cash Fund Balance Forward From Preceding Year	\$ -	\$ -
Prior Expenditures Recovered	\$ -	\$ -
TOTAL RECEIPTS	\$ 20,628.13	\$ -
TOTAL RECEIPTS AND BALANCE	\$ 28,746.17	\$ -
Warrants of Year in Caption	\$ 21,631.65	\$ -
Interest Paid Thereon	\$ -	\$ -
TOTAL DISBURSEMENTS	\$ 21,631.65	\$ -
CASH BALANCE JUNE 30, 2022	\$ 7,114.52	\$ -
Reserve for Warrants Outstanding	\$ 0.10	\$ -
Reserve for Interest on Warrants	\$ -	\$ -
Reserves From Schedule 8	\$ -	\$ -
TOTAL LIABILITES AND RESERVE	\$ 0.10	\$ -
DEFICIT:	\$ -	\$ -
CASH BALANCE FORWARD TO NEXT YEAR	\$ 7,114.42	\$ -

Schedule 9: Law Library Fund Summary of Expenses				
Total for Expenses	Net Appropriations July 1, 2022	Warrants Issued	Reserves	Approved by County Excise Board
1100 Total Salaries	\$ -	\$ -	\$ -	\$ -
1200 Fringe Benefits	\$ -	\$ -	\$ -	\$ -
1300 Travel Related	\$ -	\$ -	\$ -	\$ -
2000 Total Maintenance & Operations	\$ 21,631.75	\$ 21,631.75	\$ -	\$ -
4100 Total Machinery & Equipment, Capital Outlay	\$ -	\$ -	\$ -	\$ -
All Other Expenses	\$ -	\$ -	\$ -	\$ -
TOTAL EXPENDITURES 2021-22 FISCAL YEAR	\$ 21,631.75	\$ 21,631.75	\$ -	\$ -

DRUG COURT COVERING THE PERIOD 7/1/2021 TO 6/30/2022
ESTIMATE OF NEEDS FOR 2022-2023

DRUG COURT

M-7206

Schedule 1: Current Balance Sheet - June 30, 2022	
ASSETS:	
Cash Balances	\$ 40,565.05
Investments	\$ -
TOTAL ASSETS	\$ 40,565.05
LIABILITIES AND RESERVES:	
Warrants Outstanding	\$ -
Reserve for Interest on Warrants	\$ -
Reserves From Schedule 3	\$ -
TOTAL LIABILITIES AND RESERVES	\$ -
CASH FUND BALANCE JUNE 30, 2022	\$ 40,565.05
TOTAL LIABILITIES, RESERVES AND CASH FUND BALANCE	\$ 40,565.05

Schedule 5: Drug Court Fund Balance Sheet of Current and All Prior Years		
CURRENT AND ALL PRIOR YEARS	2021-22	PRE-2021
Cash Balance Reported to Excise Board June 30, 2021	\$ -	\$ 47,971.38
Opening Balance from Prior Year	\$ 46,735.38	\$ 46,735.38
Cash Fund Balance Transferred Out	\$ -	\$ -
Cash Fund Balance Transferred In	\$ 262.88	\$ -
Adjusted Cash Balance	\$ 46,998.26	\$ 1,236.00
Ad Valorem Tax Apportioned To Year In Caption	\$ -	\$ -
Sources of Revenue		
9000 Interest, Mortgage Tax	\$ -	\$ -
9100 Local Revenues	\$ 31,159.50	\$ 47,825.90
9200 State Revenues	\$ 8,395.83	\$ 7,750.00
9300 Federal Revenues	\$ -	\$ -
9400 Miscellaneous Revenues	\$ -	\$ 145.00
9500 Special Assessments	\$ -	\$ -
9600 Other Revenues	\$ -	\$ -
9700 School Revenues	\$ -	\$ -
All Other Non-Tax Revenues	\$ -	\$ -
Sales Tax and Sales Tax Interest	\$ -	\$ -
Cash Fund Balance Forward From Preceding Year	\$ -	\$ -
Prior Expenditures Recovered	\$ -	\$ -
TOTAL RECEIPTS	\$ 39,555.33	\$ -
TOTAL RECEIPTS AND BALANCE	\$ 86,553.59	\$ 1,236.00
Warrants of Year in Caption	\$ 45,988.54	\$ 1,236.00
Interest Paid Thereon	\$ -	\$ -
TOTAL DISBURSEMENTS	\$ 45,988.54	\$ 1,236.00
CASH BALANCE JUNE 30, 2022	\$ 40,565.05	\$ -
Reserve for Warrants Outstanding	\$ -	\$ -
Reserve for Interest on Warrants	\$ -	\$ -
Reserves From Schedule 8	\$ -	\$ -
TOTAL LIABILITES AND RESERVE	\$ -	\$ -
DEFICIT:	\$ -	\$ -
CASH BALANCE FORWARD TO NEXT YEAR	\$ 40,565.05	\$ -

Schedule 9: Drug Court Fund Summary of Expenses				
Total for Expenses	Net Appropriations July 1, 2022	Warrants Issued	Reserves	Approved by County Excise Board
1100 Total Salaries	\$ 19,753.97	\$ 19,753.97	\$ -	\$ -
1200 Fringe Benefits	\$ -	\$ -	\$ -	\$ -
1300 Travel Related	\$ -	\$ -	\$ -	\$ -
2000 Total Maintenance & Operations	\$ 26,234.57	\$ 26,234.57	\$ -	\$ -
4100 Total Machinery & Equipment, Capital Outlay	\$ -	\$ -	\$ -	\$ -
All Other Expenses	\$ -	\$ -	\$ -	\$ -
TOTAL EXPENDITURES 2021-22 FISCAL YEAR	\$ 45,988.54	\$ 45,988.54	\$ -	\$ -

MENTAL HEALTH COURT PROGRAM COVERING THE PERIOD 7/1/2021 TO 6/30/2022
ESTIMATE OF NEEDS FOR 2022-2023

M-7207

MENTAL HEALTH COURT PROGRAM

Schedule 1: Current Balance Sheet - June 30, 2022	
ASSETS:	
Cash Balances	\$ 23,752.13
Investments	\$ -
TOTAL ASSETS	\$ 23,752.13
LIABILITIES AND RESERVES:	
Warrants Outstanding	\$ -
Reserve for Interest on Warrants	\$ -
Reserves From Schedule 3	\$ -
TOTAL LIABILITIES AND RESERVES	\$ -
CASH FUND BALANCE JUNE 30, 2022	\$ 23,752.13
TOTAL LIABILITIES, RESERVES AND CASH FUND BALANCE	\$ 23,752.13

Schedule 5: Mental Health Court Program Fund Balance Sheet of Current and All Prior Years		
CURRENT AND ALL PRIOR YEARS	2021-22	PRE-2021
Cash Balance Reported to Excise Board June 30, 2021	\$ -	\$ 15,800.80
Opening Balance from Prior Year	\$ 13,136.00	\$ 13,136.00
Cash Fund Balance Transferred Out	\$ -	\$ -
Cash Fund Balance Transferred In	\$ -	\$ -
Adjusted Cash Balance	\$ 13,136.00	\$ 2,664.80
Ad Valorem Tax Apportioned To Year In Caption	\$ -	\$ -
Sources of Revenue		
9000 Interest, Mortgage Tax	\$ -	\$ -
9100 Local Revenues	\$ 4,572.50	\$ 2,627.50
9200 State Revenues	\$ 7,583.33	\$ 8,458.30
9300 Federal Revenues	\$ -	\$ -
9400 Miscellaneous Revenues	\$ -	\$ -
9500 Special Assessments	\$ -	\$ -
9600 Other Revenues	\$ -	\$ -
9700 School Revenues	\$ -	\$ -
All Other Non-Tax Revenues	\$ -	\$ -
Sales Tax and Sales Tax Interest	\$ -	\$ -
Cash Fund Balance Forward From Preceding Year	\$ 0.80	\$ -
Prior Expenditures Recovered	\$ -	\$ -
TOTAL RECEIPTS	\$ 12,156.63	\$ -
TOTAL RECEIPTS AND BALANCE	\$ 25,292.63	\$ 2,664.80
Warrants of Year in Caption	\$ 1,540.50	\$ 2,664.00
Interest Paid Thereon	\$ -	\$ -
TOTAL DISBURSEMENTS	\$ 1,540.50	\$ 2,664.00
CASH BALANCE JUNE 30, 2022	\$ 23,752.13	\$ 0.80
Reserve for Warrants Outstanding	\$ -	\$ -
Reserve for Interest on Warrants	\$ -	\$ -
Reserves From Schedule 8	\$ -	\$ -
TOTAL LIABILITES AND RESERVE	\$ -	\$ -
DEFICIT:	\$ -	\$ -
CASH BALANCE FORWARD TO NEXT YEAR	\$ 23,752.13	\$ 0.80

Schedule 9: Mental Health Court Program Fund Summary of Expenses				
Total for Expenses	Net Appropriations July 1, 2022	Warrants Issued	Reserves	Approved by County Excise Board
1100 Total Salaries	\$ -	\$ -	\$ -	\$ -
1200 Fringe Benefits	\$ -	\$ -	\$ -	\$ -
1300 Travel Related	\$ -	\$ -	\$ -	\$ -
2000 Total Maintenance & Operations	\$ 1,540.50	\$ 1,540.50	\$ -	\$ -
4100 Total Machinery & Equipment, Capital Outlay	\$ -	\$ -	\$ -	\$ -
All Other Expenses	\$ -	\$ -	\$ -	\$ -
TOTAL EXPENDITURES 2021-22 FISCAL YEAR	\$ 1,540.50	\$ 1,540.50	\$ -	\$ -

COURT CLERK PRESERVATION COVERING THE PERIOD 7/1/2021 TO 6/30/2022
ESTIMATE OF NEEDS FOR 2022-2023

COURT CLERK PRESERVATION

M-7210

Schedule 1: Current Balance Sheet - June 30, 2022

ASSETS:	
Cash Balances	\$ 54,547.43
Investments	\$ -
TOTAL ASSETS	\$ 54,547.43
LIABILITIES AND RESERVES:	
Warrants Outstanding	\$ -
Reserve for Interest on Warrants	\$ -
Reserves From Schedule 3	\$ -
TOTAL LIABILITIES AND RESERVES	\$ -
CASH FUND BALANCE JUNE 30, 2022	\$ 54,547.43
TOTAL LIABILITIES, RESERVES AND CASH FUND BALANCE	\$ 54,547.43

Schedule 5: Court Clerk Preservation Fund Balance Sheet of Current and All Prior Years

CURRENT AND ALL PRIOR YEARS	2021-22	PRE-2021
Cash Balance Reported to Excise Board June 30, 2021	\$ -	\$ 30,119.85
Opening Balance from Prior Year	\$ 30,119.85	\$ 30,119.85
Cash Fund Balance Transferred Out	\$ -	\$ -
Cash Fund Balance Transferred In	\$ -	\$ -
Adjusted Cash Balance	\$ 30,119.85	\$ -
Ad Valorem Tax Apportioned To Year In Caption	\$ -	\$ -
Sources of Revenue		
9000 Interest, Mortgage Tax	\$ -	\$ -
9100 Local Revenues	\$ 25,729.08	\$ 22,933.50
9200 State Revenues	\$ -	\$ -
9300 Federal Revenues	\$ -	\$ -
9400 Miscellaneous Revenues	\$ -	\$ 58.80
9500 Special Assessments	\$ -	\$ -
9600 Other Revenues	\$ -	\$ -
9700 School Revenues	\$ -	\$ -
All Other Non-Tax Revenues	\$ -	\$ -
Sales Tax and Sales Tax Interest	\$ -	\$ -
Cash Fund Balance Forward From Preceding Year	\$ -	\$ -
Prior Expenditures Recovered	\$ -	\$ -
TOTAL RECEIPTS	\$ 25,729.08	\$ -
TOTAL RECEIPTS AND BALANCE	\$ 55,848.93	\$ -
Warrants of Year in Caption	\$ 1,301.50	\$ -
Interest Paid Thereon	\$ -	\$ -
TOTAL DISBURSEMENTS	\$ 1,301.50	\$ -
CASH BALANCE JUNE 30, 2022	\$ 54,547.43	\$ -
Reserve for Warrants Outstanding	\$ -	\$ -
Reserve for Interest on Warrants	\$ -	\$ -
Reserves From Schedule 8	\$ -	\$ -
TOTAL LIABILITES AND RESERVE	\$ -	\$ -
DEFICIT:	\$ -	\$ -
CASH BALANCE FORWARD TO NEXT YEAR	\$ 54,547.43	\$ -

Schedule 9: Court Clerk Preservation Fund Summary of Expenses

Total for Expenses	Net Appropriations July 1, 2022	Warrants Issued	Reserves	Approved by County Excise Board
1100 Total Salaries	\$ -	\$ -	\$ -	\$ -
1200 Fringe Benefits	\$ -	\$ -	\$ -	\$ -
1300 Travel Related	\$ -	\$ -	\$ -	\$ -
2000 Total Maintenance & Operations	\$ 1,301.50	\$ 1,301.50	\$ -	\$ -
4100 Total Machinery & Equipment, Capital Outlay	\$ -	\$ -	\$ -	\$ -
All Other Expenses	\$ -	\$ -	\$ -	\$ -
TOTAL EXPENDITURES 2021-22 FISCAL YEAR	\$ 1,301.50	\$ 1,301.50	\$ -	\$ -

MISDEAMEANOR DRUG RECOVERY COVERING THE PERIOD 7/1/2021 TO 6/30/2022
ESTIMATE OF NEEDS FOR 2022-2023

M-7211

MISDEAMEANOR DRUG RECOVERY

Schedule 1: Current Balance Sheet - June 30, 2022	
ASSETS:	
Cash Balances	\$ 5,293.30
Investments	\$ -
TOTAL ASSETS	\$ 5,293.30
LIABILITIES AND RESERVES:	
Warrants Outstanding	\$ -
Reserve for Interest on Warrants	\$ -
Reserves From Schedule 3	\$ -
TOTAL LIABILITIES AND RESERVES	\$ -
CASH FUND BALANCE JUNE 30, 2022	\$ 5,293.30
TOTAL LIABILITIES, RESERVES AND CASH FUND BALANCE	\$ 5,293.30

Schedule 5: Misdemeanor Drug Recovery Fund Balance Sheet of Current and All Prior Years		
CURRENT AND ALL PRIOR YEARS	2021-22	PRE-2021
Cash Balance Reported to Excise Board June 30, 2021	\$ -	\$ 6,226.60
Opening Balance from Prior Year	\$ 6,226.00	\$ 6,226.00
Cash Fund Balance Transferred Out	\$ -	\$ -
Cash Fund Balance Transferred In	\$ -	\$ -
Adjusted Cash Balance	\$ 6,226.00	\$ 0.60
Ad Valorem Tax Apportioned To Year In Caption	\$ -	\$ -
Sources of Revenue		
9000 Interest, Mortgage Tax	\$ -	\$ -
9100 Local Revenues	\$ 1,208.00	\$ 3,055.00
9200 State Revenues	\$ 6,500.00	\$ 6,000.00
9300 Federal Revenues	\$ -	\$ -
9400 Miscellaneous Revenues	\$ -	\$ -
9500 Special Assessments	\$ -	\$ -
9600 Other Revenues	\$ -	\$ -
9700 School Revenues	\$ -	\$ -
All Other Non-Tax Revenues	\$ -	\$ -
Sales Tax and Sales Tax Interest	\$ -	\$ -
Cash Fund Balance Forward From Preceding Year	\$ 0.60	\$ -
Prior Expenditures Recovered	\$ -	\$ -
TOTAL RECEIPTS	\$ 7,708.60	\$ -
TOTAL RECEIPTS AND BALANCE	\$ 13,934.60	\$ 0.60
Warrants of Year in Caption	\$ 8,641.30	\$ -
Interest Paid Thereon	\$ -	\$ -
TOTAL DISBURSEMENTS	\$ 8,641.30	\$ -
CASH BALANCE JUNE 30, 2022	\$ 5,293.30	\$ 0.60
Reserve for Warrants Outstanding	\$ -	\$ -
Reserve for Interest on Warrants	\$ -	\$ -
Reserves From Schedule 8	\$ -	\$ -
TOTAL LIABILITES AND RESERVE	\$ -	\$ -
DEFICIT:	\$ -	\$ -
CASH BALANCE FORWARD TO NEXT YEAR	\$ 5,293.30	\$ 0.60

Schedule 9: Misdemeanor Drug Recovery Fund Summary of Expenses				
Total for Expenses	Net Appropriations July 1, 2022	Warrants Issued	Reserves	Approved by County Excise Board
1100 Total Salaries	\$ 7,750.80	\$ 7,750.80	\$ -	\$ -
1200 Fringe Benefits	\$ -	\$ -	\$ -	\$ -
1300 Travel Related	\$ -	\$ -	\$ -	\$ -
2000 Total Maintenance & Operations	\$ 890.50	\$ 890.50	\$ -	\$ -
4100 Total Machinery & Equipment, Capital Outlay	\$ -	\$ -	\$ -	\$ -
All Other Expenses	\$ -	\$ -	\$ -	\$ -
TOTAL EXPENDITURES 2021-22 FISCAL YEAR	\$ 8,641.30	\$ 8,641.30	\$ -	\$ -

**JUVENILE MENTAL HEALTH DIVERSION PROGRAM COVERING THE PERIOD 7/1/2021 TO 6/30/2022
ESTIMATE OF NEEDS FOR 2022-2023**

JUVENILE MENTAL HEALTH DIVERSION PROGRAM

M-7212

Schedule 1: Current Balance Sheet - June 30, 2022	
ASSETS:	
Cash Balances	\$ 66,666.26
Investments	\$ -
TOTAL ASSETS	\$ 66,666.26
LIABILITIES AND RESERVES:	
Warrants Outstanding	\$ -
Reserve for Interest on Warrants	\$ -
Reserves From Schedule 3	\$ -
TOTAL LIABILITIES AND RESERVES	\$ -
CASH FUND BALANCE JUNE 30, 2022	\$ 66,666.26
TOTAL LIABILITIES, RESERVES AND CASH FUND BALANCE	\$ 66,666.26

Schedule 5: Juvenile Mental Health Diversion Program Fund Balance Sheet of Current and All Prior Years		
CURRENT AND ALL PRIOR YEARS	2021-22	PRE-2021
Cash Balance Reported to Excise Board June 30, 2021	\$ -	\$ -
Opening Balance from Prior Year	\$ -	\$ -
Cash Fund Balance Transferred Out	\$ -	\$ -
Cash Fund Balance Transferred In	\$ -	\$ -
Adjusted Cash Balance	\$ -	\$ -
Ad Valorem Tax Apportioned To Year In Caption	\$ -	\$ -
Sources of Revenue		
9000 Interest, Mortgage Tax	\$ -	\$ -
9100 Local Revenues	\$ -	\$ -
9200 State Revenues	\$ 66,666.26	\$ -
9300 Federal Revenues	\$ -	\$ -
9400 Miscellaneous Revenues	\$ -	\$ -
9500 Special Assessments	\$ -	\$ -
9600 Other Revenues	\$ -	\$ -
9700 School Revenues	\$ -	\$ -
All Other Non-Tax Revenues	\$ -	\$ -
Sales Tax and Sales Tax Interest	\$ -	\$ -
Cash Fund Balance Forward From Preceding Year	\$ -	\$ -
Prior Expenditures Recovered	\$ -	\$ -
TOTAL RECEIPTS	\$ 66,666.26	\$ -
TOTAL RECEIPTS AND BALANCE	\$ 66,666.26	\$ -
Warrants of Year in Caption	\$ -	\$ -
Interest Paid Thereon	\$ -	\$ -
TOTAL DISBURSEMENTS	\$ -	\$ -
CASH BALANCE JUNE 30, 2022	\$ 66,666.26	\$ -
Reserve for Warrants Outstanding	\$ -	\$ -
Reserve for Interest on Warrants	\$ -	\$ -
Reserves From Schedule 8	\$ -	\$ -
TOTAL LIABILITES AND RESERVE	\$ -	\$ -
DEFICIT:	\$ -	\$ -
CASH BALANCE FORWARD TO NEXT YEAR	\$ 66,666.26	\$ -

Schedule 9: Juvenile Mental Health Diversion Program Fund Summary of Expenses				
Total for Expenses	Net Appropriations July 1, 2022	Warrants Issued	Reserves	Approved by County Excise Board
1100 Total Salaries	\$ -	\$ -	\$ -	\$ -
1200 Fringe Benefits	\$ -	\$ -	\$ -	\$ -
1300 Travel Related	\$ -	\$ -	\$ -	\$ -
2000 Total Maintenance & Operations	\$ -	\$ -	\$ -	\$ -
4100 Total Machinery & Equipment, Capital Outlay	\$ -	\$ -	\$ -	\$ -
All Other Expenses	\$ -	\$ -	\$ -	\$ -
TOTAL EXPENDITURES 2021-22 FISCAL YEAR	\$ -	\$ -	\$ -	\$ -

CONTROL SUBSTANCE COVERING THE PERIOD 7/1/2021 TO 6/30/2022
ESTIMATE OF NEEDS FOR 2022-2023

M-7301

CONTROL SUBSTANCE

Schedule 1: Current Balance Sheet - June 30, 2022	
ASSETS:	
Cash Balances	\$ 177,055.77
Investments	\$ -
TOTAL ASSETS	\$ 177,055.77
LIABILITIES AND RESERVES:	
Warrants Outstanding	\$ -
Reserve for Interest on Warrants	\$ -
Reserves From Schedule 3	\$ -
TOTAL LIABILITIES AND RESERVES	\$ -
CASH FUND BALANCE JUNE 30, 2022	\$ 177,055.77
TOTAL LIABILITIES, RESERVES AND CASH FUND BALANCE	\$ 177,055.77

Schedule 5: Control Substance Fund Balance Sheet of Current and All Prior Years		
CURRENT AND ALL PRIOR YEARS	2021-22	PRE-2021
Cash Balance Reported to Excise Board June 30, 2021	\$ -	\$ 172,797.09
Opening Balance from Prior Year	\$ 170,290.10	\$ 170,290.10
Cash Fund Balance Transferred Out	\$ -	\$ -
Cash Fund Balance Transferred In	\$ 250.00	\$ -
Adjusted Cash Balance	\$ 170,540.10	\$ 2,506.99
Ad Valorem Tax Apportioned To Year In Caption	\$ -	\$ -
Sources of Revenue		
9000 Interest, Mortgage Tax	\$ 517.75	\$ 210.64
9100 Local Revenues	\$ 36,495.46	\$ 38,893.74
9200 State Revenues	\$ -	\$ -
9300 Federal Revenues	\$ -	\$ -
9400 Miscellaneous Revenues	\$ 18,714.39	\$ 28,373.89
9500 Special Assessments	\$ -	\$ -
9600 Other Revenues	\$ -	\$ -
9700 School Revenues	\$ -	\$ -
All Other Non-Tax Revenues	\$ -	\$ -
Sales Tax and Sales Tax Interest	\$ -	\$ -
Cash Fund Balance Forward From Preceding Year	\$ -	\$ -
Prior Expenditures Recovered	\$ -	\$ -
TOTAL RECEIPTS	\$ 55,727.60	\$ -
TOTAL RECEIPTS AND BALANCE	\$ 226,267.70	\$ 2,506.99
Warrants of Year in Caption	\$ 49,211.93	\$ 2,506.99
Interest Paid Thereon	\$ -	\$ -
TOTAL DISBURSEMENTS	\$ 49,211.93	\$ 2,506.99
CASH BALANCE JUNE 30, 2022	\$ 177,055.77	\$ (0.00)
Reserve for Warrants Outstanding	\$ -	\$ -
Reserve for Interest on Warrants	\$ -	\$ -
Reserves From Schedule 8	\$ -	\$ -
TOTAL LIABILITES AND RESERVE	\$ -	\$ -
DEFICIT:	\$ -	\$ (0.00)
CASH BALANCE FORWARD TO NEXT YEAR	\$ 177,055.77	\$ -

Schedule 9: Control Substance Fund Summary of Expenses				
Total for Expenses	Net Appropriations July 1, 2022	Warrants Issued	Reserves	Approved by County Excise Board
1100 Total Salaries	\$ 26,500.00	\$ 26,500.00	\$ -	\$ -
1200 Fringe Benefits	\$ -	\$ -	\$ -	\$ -
1300 Travel Related	\$ -	\$ -	\$ -	\$ -
2000 Total Maintenance & Operations	\$ 22,711.93	\$ 22,711.93	\$ -	\$ -
4100 Total Machinery & Equipment, Capital Outlay	\$ -	\$ -	\$ -	\$ -
All Other Expenses	\$ -	\$ -	\$ -	\$ -
TOTAL EXPENDITURES 2021-22 FISCAL YEAR	\$ 49,211.93	\$ 49,211.93	\$ -	\$ -

SEIZURE OF PROPERTY COVERING THE PERIOD 7/1/2021 TO 6/30/2022
ESTIMATE OF NEEDS FOR 2022-2023

SEIZURE OF PROPERTY

M-7303

Schedule 1: Current Balance Sheet - June 30, 2022	
ASSETS:	
Cash Balances	\$ 2,721.00
Investments	\$ -
TOTAL ASSETS	\$ 2,721.00
LIABILITIES AND RESERVES:	
Warrants Outstanding	\$ -
Reserve for Interest on Warrants	\$ -
Reserves From Schedule 3	\$ -
TOTAL LIABILITIES AND RESERVES	\$ -
CASH FUND BALANCE JUNE 30, 2022	\$ 2,721.00
TOTAL LIABILITIES, RESERVES AND CASH FUND BALANCE	\$ 2,721.00

Schedule 5: Seizure Of Property Fund Balance Sheet of Current and All Prior Years		
CURRENT AND ALL PRIOR YEARS	2021-22	PRE-2021
Cash Balance Reported to Excise Board June 30, 2021	\$ -	\$ 24,044.00
Opening Balance from Prior Year	\$ 24,044.00	\$ 24,044.00
Cash Fund Balance Transferred Out	\$ -	\$ -
Cash Fund Balance Transferred In	\$ 1,908.42	\$ -
Adjusted Cash Balance	\$ 25,952.42	\$ -
Ad Valorem Tax Apportioned To Year In Caption	\$ -	\$ -
Sources of Revenue		
9000 Interest, Mortgage Tax	\$ -	\$ -
9100 Local Revenues	\$ 3,866.00	\$ 43,480.00
9200 State Revenues	\$ -	\$ -
9300 Federal Revenues	\$ -	\$ -
9400 Miscellaneous Revenues	\$ -	\$ -
9500 Special Assessments	\$ -	\$ -
9600 Other Revenues	\$ -	\$ -
9700 School Revenues	\$ -	\$ -
All Other Non-Tax Revenues	\$ -	\$ -
Sales Tax and Sales Tax Interest	\$ -	\$ -
Cash Fund Balance Forward From Preceding Year	\$ -	\$ -
Prior Expenditures Recovered	\$ -	\$ -
TOTAL RECEIPTS	\$ 3,866.00	\$ -
TOTAL RECEIPTS AND BALANCE	\$ 29,818.42	\$ -
Warrants of Year in Caption	\$ 27,097.42	\$ -
Interest Paid Thereon	\$ -	\$ -
TOTAL DISBURSEMENTS	\$ 27,097.42	\$ -
CASH BALANCE JUNE 30, 2022	\$ 2,721.00	\$ -
Reserve for Warrants Outstanding	\$ -	\$ -
Reserve for Interest on Warrants	\$ -	\$ -
Reserves From Schedule 8	\$ -	\$ -
TOTAL LIABILITES AND RESERVE	\$ -	\$ -
DEFICIT:	\$ -	\$ -
CASH BALANCE FORWARD TO NEXT YEAR	\$ 2,721.00	\$ -

Schedule 9: Seizure Of Property Fund Summary of Expenses				
Total for Expenses	Net Appropriations July 1, 2022	Warrants Issued	Reserves	Approved by County Excise Board
1100 Total Salaries	\$ -	\$ -	\$ -	\$ -
1200 Fringe Benefits	\$ -	\$ -	\$ -	\$ -
1300 Travel Related	\$ -	\$ -	\$ -	\$ -
2000 Total Maintenance & Operations	\$ 27,097.42	\$ 27,097.42	\$ -	\$ -
4100 Total Machinery & Equipment, Capital Outlay	\$ -	\$ -	\$ -	\$ -
All Other Expenses	\$ -	\$ -	\$ -	\$ -
TOTAL EXPENDITURES 2021-22 FISCAL YEAR	\$ 27,097.42	\$ 27,097.42	\$ -	\$ -

991 SUPERVISION FEES COVERING THE PERIOD 7/1/2021 TO 6/30/2022
ESTIMATE OF NEEDS FOR 2022-2023

M-7307

991 SUPERVISION FEES

Schedule 1: Current Balance Sheet - June 30, 2022	
ASSETS:	
Cash Balances	\$ 175,923.21
Investments	\$ -
TOTAL ASSETS	\$ 175,923.21
LIABILITIES AND RESERVES:	
Warrants Outstanding	\$ -
Reserve for Interest on Warrants	\$ -
Reserves From Schedule 3	\$ -
TOTAL LIABILITIES AND RESERVES	\$ -
CASH FUND BALANCE JUNE 30, 2022	\$ 175,923.21
TOTAL LIABILITIES, RESERVES AND CASH FUND BALANCE	\$ 175,923.21

Schedule 5: 991 Supervision Fees Fund Balance Sheet of Current and All Prior Years		
CURRENT AND ALL PRIOR YEARS	2021-22	PRE-2021
Cash Balance Reported to Excise Board June 30, 2021	\$ -	\$ 175,418.90
Opening Balance from Prior Year	\$ 175,418.90	\$ 175,418.90
Cash Fund Balance Transferred Out	\$ -	\$ -
Cash Fund Balance Transferred In	\$ -	\$ -
Adjusted Cash Balance	\$ 175,418.90	\$ -
Ad Valorem Tax Apportioned To Year In Caption	\$ -	\$ -
Sources of Revenue		
9000 Interest, Mortgage Tax	\$ 504.31	\$ 242.79
9100 Local Revenues	\$ -	\$ -
9200 State Revenues	\$ -	\$ -
9300 Federal Revenues	\$ -	\$ -
9400 Miscellaneous Revenues	\$ -	\$ -
9500 Special Assessments	\$ -	\$ -
9600 Other Revenues	\$ -	\$ -
9700 School Revenues	\$ -	\$ -
All Other Non-Tax Revenues	\$ -	\$ -
Sales Tax and Sales Tax Interest	\$ -	\$ -
Cash Fund Balance Forward From Preceding Year	\$ -	\$ -
Prior Expenditures Recovered	\$ -	\$ -
TOTAL RECEIPTS	\$ 504.31	\$ -
TOTAL RECEIPTS AND BALANCE	\$ 175,923.21	\$ -
Warrants of Year in Caption	\$ -	\$ -
Interest Paid Thereon	\$ -	\$ -
TOTAL DISBURSEMENTS	\$ -	\$ -
CASH BALANCE JUNE 30, 2022	\$ 175,923.21	\$ -
Reserve for Warrants Outstanding	\$ -	\$ -
Reserve for Interest on Warrants	\$ -	\$ -
Reserves From Schedule 8	\$ -	\$ -
TOTAL LIABILITES AND RESERVE	\$ -	\$ -
DEFICIT:	\$ -	\$ -
CASH BALANCE FORWARD TO NEXT YEAR	\$ 175,923.21	\$ -

Schedule 9: 991 Supervision Fees Fund Summary of Expenses				
Total for Expenses	Net Appropriations July 1, 2022	Warrants Issued	Reserves	Approved by County Excise Board
1100 Total Salaries	\$ -	\$ -	\$ -	\$ -
1200 Fringe Benefits	\$ -	\$ -	\$ -	\$ -
1300 Travel Related	\$ -	\$ -	\$ -	\$ -
2000 Total Maintenance & Operations	\$ -	\$ -	\$ -	\$ -
4100 Total Machinery & Equipment, Capital Outlay	\$ -	\$ -	\$ -	\$ -
All Other Expenses	\$ -	\$ -	\$ -	\$ -
TOTAL EXPENDITURES 2021-22 FISCAL YEAR	\$ -	\$ -	\$ -	\$ -

SUPERVISION FEES COVERING THE PERIOD 7/1/2021 TO 6/30/2022
ESTIMATE OF NEEDS FOR 2022-2023

SUPERVISION FEES

M-7309

Schedule 1: Current Balance Sheet - June 30, 2022	
ASSETS:	
Cash Balances	\$ 431,623.54
Investments	\$ -
TOTAL ASSETS	\$ 431,623.54
LIABILITIES AND RESERVES:	
Warrants Outstanding	\$ -
Reserve for Interest on Warrants	\$ -
Reserves From Schedule 3	\$ -
TOTAL LIABILITIES AND RESERVES	\$ -
CASH FUND BALANCE JUNE 30, 2022	\$ 431,623.54
TOTAL LIABILITIES, RESERVES AND CASH FUND BALANCE	\$ 431,623.54

Schedule 5: Supervision Fees Fund Balance Sheet of Current and All Prior Years		
CURRENT AND ALL PRIOR YEARS	2021-22	PRE-2021
Cash Balance Reported to Excise Board June 30, 2021	\$ -	\$ 429,707.96
Opening Balance from Prior Year	\$ 429,707.96	\$ 429,707.96
Cash Fund Balance Transferred Out	\$ 2,049.26	\$ -
Cash Fund Balance Transferred In	\$ 1,408.42	\$ -
Adjusted Cash Balance	\$ 429,067.12	\$ -
Ad Valorem Tax Apportioned To Year In Caption	\$ -	\$ -
Sources of Revenue		
9000 Interest, Mortgage Tax	\$ 1,236.42	\$ 590.98
9100 Local Revenues	\$ 601.00	\$ 2,700.00
9200 State Revenues	\$ -	\$ -
9300 Federal Revenues	\$ -	\$ 2,021.16
9400 Miscellaneous Revenues	\$ 719.00	\$ 3,042.03
9500 Special Assessments	\$ -	\$ -
9600 Other Revenues	\$ -	\$ -
9700 School Revenues	\$ -	\$ -
All Other Non-Tax Revenues	\$ -	\$ -
Sales Tax and Sales Tax Interest	\$ -	\$ -
Cash Fund Balance Forward From Preceding Year	\$ -	\$ -
Prior Expenditures Recovered	\$ -	\$ -
TOTAL RECEIPTS	\$ 2,556.42	\$ -
TOTAL RECEIPTS AND BALANCE	\$ 431,623.54	\$ -
Warrants of Year in Caption	\$ -	\$ -
Interest Paid Thereon	\$ -	\$ -
TOTAL DISBURSEMENTS	\$ -	\$ -
CASH BALANCE JUNE 30, 2022	\$ 431,623.54	\$ -
Reserve for Warrants Outstanding	\$ -	\$ -
Reserve for Interest on Warrants	\$ -	\$ -
Reserves From Schedule 8	\$ -	\$ -
TOTAL LIABILITES AND RESERVE	\$ -	\$ -
DEFICIT:	\$ -	\$ -
CASH BALANCE FORWARD TO NEXT YEAR	\$ 431,623.54	\$ -

Schedule 9: Supervision Fees Fund Summary of Expenses				
Total for Expenses	Net Appropriations July 1, 2022	Warrants Issued	Reserves	Approved by County Excise Board
1100 Total Salaries	\$ -	\$ -	\$ -	\$ -
1200 Fringe Benefits	\$ -	\$ -	\$ -	\$ -
1300 Travel Related	\$ -	\$ -	\$ -	\$ -
2000 Total Maintenance & Operations	\$ 1,908.42	\$ -	\$ -	\$ 1,908.42
4100 Total Machinery & Equipment, Capital Outlay	\$ -	\$ -	\$ -	\$ -
All Other Expenses	\$ -	\$ -	\$ -	\$ -
TOTAL EXPENDITURES 2021-22 FISCAL YEAR	\$ 1,908.42	\$ -	\$ -	\$ 1,908.42

TAX REFUNDS COVERING THE PERIOD 7/1/2021 TO 6/30/2022
ESTIMATE OF NEEDS FOR 2022-2023

M-7408

TAX REFUNDS

Schedule 1: Current Balance Sheet - June 30, 2022	
ASSETS:	
Cash Balances	\$ 47.00
Investments	\$ -
TOTAL ASSETS	\$ 47.00
LIABILITIES AND RESERVES:	
Warrants Outstanding	\$ -
Reserve for Interest on Warrants	\$ -
Reserves From Schedule 3	\$ -
TOTAL LIABILITIES AND RESERVES	\$ -
CASH FUND BALANCE JUNE 30, 2022	\$ 47.00
TOTAL LIABILITIES, RESERVES AND CASH FUND BALANCE	\$ 47.00

Schedule 5: Tax Refunds Fund Balance Sheet of Current and All Prior Years		
CURRENT AND ALL PRIOR YEARS	2021-22	PRE-2021
Cash Balance Reported to Excise Board June 30, 2021	\$ -	\$ 388.00
Opening Balance from Prior Year	\$ 388.00	\$ 388.00
Cash Fund Balance Transferred Out	\$ 13,819.50	\$ -
Cash Fund Balance Transferred In	\$ 15,558.27	\$ -
Adjusted Cash Balance	\$ 2,126.77	\$ -
Ad Valorem Tax Apportioned To Year In Caption	\$ -	\$ -
Sources of Revenue		
9000 Interest, Mortgage Tax	\$ -	\$ -
9100 Local Revenues	\$ -	\$ -
9200 State Revenues	\$ -	\$ -
9300 Federal Revenues	\$ -	\$ -
9400 Miscellaneous Revenues	\$ -	\$ -
9500 Special Assessments	\$ -	\$ -
9600 Other Revenues	\$ -	\$ -
9700 School Revenues	\$ -	\$ -
All Other Non-Tax Revenues	\$ -	\$ -
Sales Tax and Sales Tax Interest	\$ -	\$ -
Cash Fund Balance Forward From Preceding Year	\$ -	\$ -
Prior Expenditures Recovered	\$ -	\$ -
TOTAL RECEIPTS	\$ -	\$ -
TOTAL RECEIPTS AND BALANCE	\$ 2,126.77	\$ -
Warrants of Year in Caption	\$ 2,079.77	\$ -
Interest Paid Thereon	\$ -	\$ -
TOTAL DISBURSEMENTS	\$ 2,079.77	\$ -
CASH BALANCE JUNE 30, 2022	\$ 47.00	\$ -
Reserve for Warrants Outstanding	\$ -	\$ -
Reserve for Interest on Warrants	\$ -	\$ -
Reserves From Schedule 8	\$ -	\$ -
TOTAL LIABILITES AND RESERVE	\$ -	\$ -
DEFICIT:	\$ -	\$ -
CASH BALANCE FORWARD TO NEXT YEAR	\$ 47.00	\$ -

Schedule 9: Tax Refunds Fund Summary of Expenses				
Total for Expenses	Net Appropriations July 1, 2022	Warrants Issued	Reserves	Approved by County Excise Board
1100 Total Salaries	\$ -	\$ -	\$ -	\$ -
1200 Fringe Benefits	\$ -	\$ -	\$ -	\$ -
1300 Travel Related	\$ -	\$ -	\$ -	\$ -
2000 Total Maintenance & Operations	\$ -	\$ 2,079.77	\$ -	\$ (2,079.77)
4100 Total Machinery & Equipment, Capital Outlay	\$ -	\$ -	\$ -	\$ -
All Other Expenses	\$ -	\$ -	\$ -	\$ -
TOTAL EXPENDITURES 2021-22 FISCAL YEAR	\$ -	\$ 2,079.77	\$ -	\$ (2,079.77)

PROTESTED TAX ASSIGNED BY COUNTY COVERING THE PERIOD 7/1/2021 TO 6/30/2022
ESTIMATE OF NEEDS FOR 2022-2023

PROTESTED TAX ASSIGNED BY COUNTY

M-7410

Schedule 1: Current Balance Sheet - June 30, 2022	
ASSETS:	
Cash Balances	\$ 659,975.50
Investments	\$ -
TOTAL ASSETS	\$ 659,975.50
LIABILITIES AND RESERVES:	
Warrants Outstanding	\$ -
Reserve for Interest on Warrants	\$ -
Reserves From Schedule 3	\$ -
TOTAL LIABILITIES AND RESERVES	\$ -
CASH FUND BALANCE JUNE 30, 2022	\$ 659,975.50
TOTAL LIABILITIES, RESERVES AND CASH FUND BALANCE	\$ 659,975.50

Schedule 5: Protested Tax Assigned By County Fund Balance Sheet of Current and All Prior Years		
CURRENT AND ALL PRIOR YEARS	2021-22	PRE-2021
Cash Balance Reported to Excise Board June 30, 2021	\$ -	\$ 1,066.54
Opening Balance from Prior Year	\$ -	\$ -
Cash Fund Balance Transferred Out	\$ 2,503.79	\$ -
Cash Fund Balance Transferred In	\$ 660,194.00	\$ -
Adjusted Cash Balance	\$ 657,690.21	\$ 1,066.54
Ad Valorem Tax Apportioned To Year In Caption	\$ -	\$ -
Sources of Revenue		
9000 Interest, Mortgage Tax	\$ 1,218.75	\$ -
9100 Local Revenues	\$ -	\$ -
9200 State Revenues	\$ -	\$ -
9300 Federal Revenues	\$ -	\$ -
9400 Miscellaneous Revenues	\$ -	\$ -
9500 Special Assessments	\$ -	\$ -
9600 Other Revenues	\$ -	\$ -
9700 School Revenues	\$ -	\$ -
All Other Non-Tax Revenues	\$ -	\$ -
Sales Tax and Sales Tax Interest	\$ -	\$ -
Cash Fund Balance Forward From Preceding Year	\$ 1,066.54	\$ -
Prior Expenditures Recovered	\$ -	\$ -
TOTAL RECEIPTS	\$ 2,285.29	\$ -
TOTAL RECEIPTS AND BALANCE	\$ 659,975.50	\$ 1,066.54
Warrants of Year in Caption	\$ -	\$ -
Interest Paid Thereon	\$ -	\$ -
TOTAL DISBURSEMENTS	\$ -	\$ -
CASH BALANCE JUNE 30, 2022	\$ 659,975.50	\$ 1,066.54
Reserve for Warrants Outstanding	\$ -	\$ -
Reserve for Interest on Warrants	\$ -	\$ -
Reserves From Schedule 8	\$ -	\$ -
TOTAL LIABILITES AND RESERVE	\$ -	\$ -
DEFICIT:	\$ -	\$ -
CASH BALANCE FORWARD TO NEXT YEAR	\$ 659,975.50	\$ 1,066.54

Schedule 9: Protested Tax Assigned By County Fund Summary of Expenses				
Total for Expenses	Net Appropriations July 1, 2022	Warrants Issued	Reserves	Approved by County Excise Board
1100 Total Salaries	\$ -	\$ -	\$ -	\$ -
1200 Fringe Benefits	\$ -	\$ -	\$ -	\$ -
1300 Travel Related	\$ -	\$ -	\$ -	\$ -
2000 Total Maintenance & Operations	\$ -	\$ -	\$ -	\$ -
4100 Total Machinery & Equipment, Capital Outlay	\$ -	\$ -	\$ -	\$ -
All Other Expenses	\$ -	\$ -	\$ -	\$ -
TOTAL EXPENDITURES 2021-22 FISCAL YEAR	\$ -	\$ -	\$ -	\$ -

ESTRAY ANIMALS COVERING THE PERIOD 7/1/2021 TO 6/30/2022
ESTIMATE OF NEEDS FOR 2022-2023

M-7501

ESTRAY ANIMALS

Schedule 1: Current Balance Sheet - June 30, 2022	
ASSETS:	
Cash Balances	\$ 8,505.01
Investments	\$ -
TOTAL ASSETS	\$ 8,505.01
LIABILITIES AND RESERVES:	
Warrants Outstanding	\$ -
Reserve for Interest on Warrants	\$ -
Reserves From Schedule 3	\$ -
TOTAL LIABILITIES AND RESERVES	\$ -
CASH FUND BALANCE JUNE 30, 2022	\$ 8,505.01
TOTAL LIABILITIES, RESERVES AND CASH FUND BALANCE	\$ 8,505.01

Schedule 5: Estray Animals Fund Balance Sheet of Current and All Prior Years		
CURRENT AND ALL PRIOR YEARS	2021-22	PRE-2021
Cash Balance Reported to Excise Board June 30, 2021	\$ -	\$ 10,281.51
Opening Balance from Prior Year	\$ 10,281.51	\$ 10,281.51
Cash Fund Balance Transferred Out	\$ -	\$ -
Cash Fund Balance Transferred In	\$ -	\$ -
Adjusted Cash Balance	\$ 10,281.51	\$ -
Ad Valorem Tax Apportioned To Year In Caption	\$ -	\$ -
Sources of Revenue		
9000 Interest, Mortgage Tax	\$ -	\$ -
9100 Local Revenues	\$ -	\$ -
9200 State Revenues	\$ -	\$ -
9300 Federal Revenues	\$ -	\$ -
9400 Miscellaneous Revenues	\$ -	\$ -
9500 Special Assessments	\$ -	\$ -
9600 Other Revenues	\$ -	\$ -
9700 School Revenues	\$ -	\$ -
All Other Non-Tax Revenues	\$ -	\$ -
Sales Tax and Sales Tax Interest	\$ -	\$ -
Cash Fund Balance Forward From Preceding Year	\$ -	\$ -
Prior Expenditures Recovered	\$ -	\$ -
TOTAL RECEIPTS	\$ -	\$ -
TOTAL RECEIPTS AND BALANCE	\$ 10,281.51	\$ -
Warrants of Year in Caption	\$ 1,776.50	\$ -
Interest Paid Thereon	\$ -	\$ -
TOTAL DISBURSEMENTS	\$ 1,776.50	\$ -
CASH BALANCE JUNE 30, 2022	\$ 8,505.01	\$ -
Reserve for Warrants Outstanding	\$ -	\$ -
Reserve for Interest on Warrants	\$ -	\$ -
Reserves From Schedule 8	\$ -	\$ -
TOTAL LIABILITES AND RESERVE	\$ -	\$ -
DEFICIT:	\$ -	\$ -
CASH BALANCE FORWARD TO NEXT YEAR	\$ 8,505.01	\$ -

Schedule 9: Estray Animals Fund Summary of Expenses				
Total for Expenses	Net Appropriations July 1, 2022	Warrants Issued	Reserves	Approved by County Excise Board
1100 Total Salaries	\$ -	\$ -	\$ -	\$ -
1200 Fringe Benefits	\$ -	\$ -	\$ -	\$ -
1300 Travel Related	\$ -	\$ -	\$ -	\$ -
2000 Total Maintenance & Operations	\$ 1,776.50	\$ 1,776.50	\$ -	\$ -
4100 Total Machinery & Equipment, Capital Outlay	\$ -	\$ -	\$ -	\$ -
All Other Expenses	\$ -	\$ -	\$ -	\$ -
TOTAL EXPENDITURES 2021-22 FISCAL YEAR	\$ 1,776.50	\$ 1,776.50	\$ -	\$ -

EMERGENCY TRANSPORTATION REVOLVING COVERING THE PERIOD 7/1/2021 TO 6/30/2022
ESTIMATE OF NEEDS FOR 2022-2023

EMERGENCY TRANSPORTATION REVOLVING

M-7506

Schedule 1: Current Balance Sheet - June 30, 2022	
ASSETS:	
Cash Balances	\$ -
Investments	\$ -
TOTAL ASSETS	\$ -
LIABILITIES AND RESERVES:	
Warrants Outstanding	\$ -
Reserve for Interest on Warrants	\$ -
Reserves From Schedule 3	\$ -
TOTAL LIABILITIES AND RESERVES	\$ -
CASH FUND BALANCE JUNE 30, 2022	\$ -
TOTAL LIABILITIES, RESERVES AND CASH FUND BALANCE	\$ -

Schedule 5: Emergency Transportation Revolving Fund Balance Sheet of Current and All Prior Years		
CURRENT AND ALL PRIOR YEARS	2021-22	PRE-2021
Cash Balance Reported to Excise Board June 30, 2021	\$ -	\$ 15,000.00
Opening Balance from Prior Year	\$ 15,000.00	\$ 15,000.00
Cash Fund Balance Transferred Out	\$ 426,365.54	\$ -
Cash Fund Balance Transferred In	\$ 411,365.54	\$ -
Adjusted Cash Balance	\$ -	\$ -
Ad Valorem Tax Apportioned To Year In Caption	\$ -	\$ -
Sources of Revenue		
9000 Interest, Mortgage Tax	\$ -	\$ -
9100 Local Revenues	\$ -	\$ -
9200 State Revenues	\$ -	\$ -
9300 Federal Revenues	\$ -	\$ -
9400 Miscellaneous Revenues	\$ -	\$ -
9500 Special Assessments	\$ -	\$ -
9600 Other Revenues	\$ -	\$ -
9700 School Revenues	\$ -	\$ -
All Other Non-Tax Revenues	\$ -	\$ -
Sales Tax and Sales Tax Interest	\$ -	\$ -
Cash Fund Balance Forward From Preceding Year	\$ -	\$ -
Prior Expenditures Recovered	\$ -	\$ -
TOTAL RECEIPTS	\$ -	\$ -
TOTAL RECEIPTS AND BALANCE	\$ -	\$ -
Warrants of Year in Caption	\$ -	\$ -
Interest Paid Thereon	\$ -	\$ -
TOTAL DISBURSEMENTS	\$ -	\$ -
CASH BALANCE JUNE 30, 2022	\$ -	\$ -
Reserve for Warrants Outstanding	\$ -	\$ -
Reserve for Interest on Warrants	\$ -	\$ -
Reserves From Schedule 8	\$ -	\$ -
TOTAL LIABILITES AND RESERVE	\$ -	\$ -
DEFICIT:	\$ -	\$ -
CASH BALANCE FORWARD TO NEXT YEAR	\$ -	\$ -

Schedule 9: Emergency Transportation Revolving Fund Summary of Expenses				
Total for Expenses	Net Appropriations July 1, 2022	Warrants Issued	Reserves	Approved by County Excise Board
1100 Total Salaries	\$ -	\$ -	\$ -	\$ -
1200 Fringe Benefits	\$ -	\$ -	\$ -	\$ -
1300 Travel Related	\$ -	\$ -	\$ -	\$ -
2000 Total Maintenance & Operations	\$ -	\$ -	\$ -	\$ -
4100 Total Machinery & Equipment, Capital Outlay	\$ -	\$ -	\$ -	\$ -
All Other Expenses	\$ -	\$ -	\$ -	\$ -
TOTAL EXPENDITURES 2021-22 FISCAL YEAR	\$ -	\$ -	\$ -	\$ -

M-7603

ECONOMIC DEVELOPMENT AUTHORITY

Schedule 1: Current Balance Sheet - June 30, 2022	
ASSETS:	
Cash Balances	\$ 812,289.72
Investments	\$ -
TOTAL ASSETS	\$ 812,289.72
LIABILITIES AND RESERVES:	
Warrants Outstanding	\$ 242,431.48
Reserve for Interest on Warrants	\$ -
Reserves From Schedule 3	\$ -
TOTAL LIABILITIES AND RESERVES	\$ 242,431.48
CASH FUND BALANCE JUNE 30, 2022	\$ 569,858.24
TOTAL LIABILITIES, RESERVES AND CASH FUND BALANCE	\$ 812,289.72

Schedule 5: Economic Development Authority Fund Balance Sheet of Current and All Prior Years		
CURRENT AND ALL PRIOR YEARS	2021-22	PRE-2021
Cash Balance Reported to Excise Board June 30, 2021	\$ -	\$ 644,940.03
Opening Balance from Prior Year	\$ 644,340.03	\$ 644,340.03
Cash Fund Balance Transferred Out	\$ 1,250.00	\$ -
Cash Fund Balance Transferred In	\$ 52,569.37	\$ -
Adjusted Cash Balance	\$ 695,659.40	\$ 600.00
Ad Valorem Tax Apportioned To Year In Caption	\$ -	\$ -
Sources of Revenue		
9000 Interest, Mortgage Tax	\$ 1,644.49	\$ 876.94
9100 Local Revenues	\$ 9,366.25	\$ -
9200 State Revenues	\$ -	\$ -
9300 Federal Revenues	\$ -	\$ -
9400 Miscellaneous Revenues	\$ 105,619.58	\$ 14,537.83
9500 Special Assessments	\$ -	\$ -
9600 Other Revenues	\$ -	\$ -
9700 School Revenues	\$ -	\$ -
All Other Non-Tax Revenues	\$ -	\$ -
Sales Tax and Sales Tax Interest	\$ -	\$ -
Cash Fund Balance Forward From Preceding Year	\$ -	\$ -
Prior Expenditures Recovered	\$ -	\$ -
TOTAL RECEIPTS	\$ 116,630.32	\$ -
TOTAL RECEIPTS AND BALANCE	\$ 812,289.72	\$ 600.00
Warrants of Year in Caption	\$ -	\$ -
Interest Paid Thereon	\$ -	\$ -
TOTAL DISBURSEMENTS	\$ -	\$ -
CASH BALANCE JUNE 30, 2022	\$ 812,289.72	\$ 600.00
Reserve for Warrants Outstanding	\$ 242,431.48	\$ 600.00
Reserve for Interest on Warrants	\$ -	\$ -
Reserves From Schedule 8	\$ -	\$ -
TOTAL LIABILITES AND RESERVE	\$ 242,431.48	\$ 600.00
DEFICIT:	\$ -	\$ -
CASH BALANCE FORWARD TO NEXT YEAR	\$ 569,858.24	\$ -

Schedule 9: Economic Development Authority Fund Summary of Expenses				
Total for Expenses	Net Appropriations July 1, 2022	Warrants Issued	Reserves	Approved by County Excise Board
1100 Total Salaries	\$ -	\$ -	\$ -	\$ -
1200 Fringe Benefits	\$ -	\$ -	\$ -	\$ -
1300 Travel Related	\$ -	\$ -	\$ -	\$ -
2000 Total Maintenance & Operations	\$ -	\$ 181,576.23	\$ -	\$ (181,576.23)
4100 Total Machinery & Equipment, Capital Outlay	\$ -	\$ 60,855.25	\$ -	\$ (60,855.25)
All Other Expenses	\$ -	\$ -	\$ -	\$ (600.00)
TOTAL EXPENDITURES 2021-22 FISCAL YEAR	\$ -	\$ 242,431.48	\$ -	\$ (243,031.48)

EDUCATIONAL TRUST COVERING THE PERIOD 7/1/2021 TO 6/30/2022
ESTIMATE OF NEEDS FOR 2022-2023

EDUCATIONAL TRUST

M-7605

Schedule 1: Current Balance Sheet - June 30, 2022	
ASSETS:	
Cash Balances	\$ 24,160.00
Investments	\$ -
TOTAL ASSETS	\$ 24,160.00
LIABILITIES AND RESERVES:	
Warrants Outstanding	\$ -
Reserve for Interest on Warrants	\$ -
Reserves From Schedule 3	\$ -
TOTAL LIABILITIES AND RESERVES	\$ -
CASH FUND BALANCE JUNE 30, 2022	\$ 24,160.00
TOTAL LIABILITIES, RESERVES AND CASH FUND BALANCE	\$ 24,160.00

Schedule 5: Educational Trust Fund Balance Sheet of Current and All Prior Years		
CURRENT AND ALL PRIOR YEARS	2021-22	PRE-2021
Cash Balance Reported to Excise Board June 30, 2021	\$ -	\$ -
Opening Balance from Prior Year	\$ -	\$ -
Cash Fund Balance Transferred Out	\$ -	\$ -
Cash Fund Balance Transferred In	\$ 24,160.00	\$ -
Adjusted Cash Balance	\$ 24,160.00	\$ -
Ad Valorem Tax Apportioned To Year in Caption	\$ -	\$ -
Sources of Revenue		
9000 Interest, Mortgage Tax	\$ -	\$ -
9100 Local Revenues	\$ -	\$ -
9200 State Revenues	\$ -	\$ -
9300 Federal Revenues	\$ -	\$ -
9400 Miscellaneous Revenues	\$ -	\$ 24,160.00
9500 Special Assessments	\$ -	\$ -
9600 Other Revenues	\$ -	\$ -
9700 School Revenues	\$ -	\$ -
All Other Non-Tax Revenues	\$ -	\$ -
Sales Tax and Sales Tax Interest	\$ -	\$ -
Cash Fund Balance Forward From Preceding Year	\$ -	\$ -
Prior Expenditures Recovered	\$ -	\$ -
TOTAL RECEIPTS	\$ -	\$ -
TOTAL RECEIPTS AND BALANCE	\$ 24,160.00	\$ -
Warrants of Year in Caption	\$ -	\$ -
Interest Paid Thereon	\$ -	\$ -
TOTAL DISBURSEMENTS	\$ -	\$ -
CASH BALANCE JUNE 30, 2022	\$ 24,160.00	\$ -
Reserve for Warrants Outstanding	\$ -	\$ -
Reserve for Interest on Warrants	\$ -	\$ -
Reserves From Schedule 8	\$ -	\$ -
TOTAL LIABILITES AND RESERVE	\$ -	\$ -
DEFICIT:	\$ -	\$ -
CASH BALANCE FORWARD TO NEXT YEAR	\$ 24,160.00	\$ -

Schedule 9: Educational Trust Fund Summary of Expenses				
Total for Expenses	Net Appropriations July 1, 2022	Warrants Issued	Reserves	Approved by County Excise Board
1100 Total Salaries	\$ -	\$ -	\$ -	\$ -
1200 Fringe Benefits	\$ -	\$ -	\$ -	\$ -
1300 Travel Related	\$ -	\$ -	\$ -	\$ -
2000 Total Maintenance & Operations	\$ -	\$ -	\$ -	\$ -
4100 Total Machinery & Equipment, Capital Outlay	\$ -	\$ -	\$ -	\$ -
All Other Expenses	\$ -	\$ -	\$ -	\$ -
TOTAL EXPENDITURES 2021-22 FISCAL YEAR	\$ -	\$ -	\$ -	\$ -

M-7713

TAX INCREMENT FINANCING DISTRICT

Schedule 1: Current Balance Sheet - June 30, 2022	
ASSETS:	
Cash Balances	\$ 22,909.89
Investments	\$ -
TOTAL ASSETS	\$ 22,909.89
LIABILITIES AND RESERVES:	
Warrants Outstanding	\$ -
Reserve for Interest on Warrants	\$ -
Reserves From Schedule 3	\$ -
TOTAL LIABILITIES AND RESERVES	\$ -
CASH FUND BALANCE JUNE 30, 2022	\$ 22,909.89
TOTAL LIABILITIES, RESERVES AND CASH FUND BALANCE	\$ 22,909.89

Schedule 5: Tax Increment Financing District Fund Balance Sheet of Current and All Prior Years		
CURRENT AND ALL PRIOR YEARS	2021-22	PRE-2021
Cash Balance Reported to Excise Board June 30, 2021	\$ -	\$ 1.00
Opening Balance from Prior Year	\$ 1.00	\$ 1.00
Cash Fund Balance Transferred Out	\$ -	\$ -
Cash Fund Balance Transferred In	\$ -	\$ -
Adjusted Cash Balance	\$ 1.00	\$ -
Ad Valorem Tax Apportioned To Year In Caption	\$ 877,596.76	\$ -
Sources of Revenue		
9000 Interest, Mortgage Tax	\$ -	\$ -
9100 Local Revenues	\$ -	\$ -
9200 State Revenues	\$ -	\$ -
9300 Federal Revenues	\$ -	\$ -
9400 Miscellaneous Revenues	\$ -	\$ -
9500 Special Assessments	\$ -	\$ -
9600 Other Revenues	\$ -	\$ -
9700 School Revenues	\$ -	\$ -
All Other Non-Tax Revenues	\$ -	\$ -
Sales Tax and Sales Tax Interest	\$ 21,938.89	\$ -
Cash Fund Balance Forward From Preceding Year	\$ -	\$ -
Prior Expenditures Recovered	\$ -	\$ -
TOTAL RECEIPTS	\$ 899,535.65	\$ -
TOTAL RECEIPTS AND BALANCE	\$ 899,536.65	\$ -
Warrants of Year in Caption	\$ 876,626.76	\$ -
Interest Paid Thereon	\$ -	\$ -
TOTAL DISBURSEMENTS	\$ 876,626.76	\$ -
CASH BALANCE JUNE 30, 2022	\$ 22,909.89	\$ -
Reserve for Warrants Outstanding	\$ -	\$ -
Reserve for Interest on Warrants	\$ -	\$ -
Reserves From Schedule 8	\$ -	\$ -
TOTAL LIABILITES AND RESERVE	\$ -	\$ -
DEFICIT:	\$ -	\$ -
CASH BALANCE FORWARD TO NEXT YEAR	\$ 22,909.89	\$ -

Schedule 9: Tax Increment Financing District Fund Summary of Expenses				
Total for Expenses	Net Appropriations July 1, 2022	Warrants Issued	Reserves	Approved by County Excise Board
1100 Total Salaries	\$ -	\$ -	\$ -	\$ -
1200 Fringe Benefits	\$ -	\$ -	\$ -	\$ -
1300 Travel Related	\$ -	\$ -	\$ -	\$ -
2000 Total Maintenance & Operations	\$ -	\$ 876,626.76	\$ -	\$ (876,626.76)
4100 Total Machinery & Equipment, Capital Outlay	\$ -	\$ -	\$ -	\$ -
All Other Expenses	\$ -	\$ -	\$ -	\$ -
TOTAL EXPENDITURES 2021-22 FISCAL YEAR	\$ -	\$ 876,626.76	\$ -	\$ (876,626.76)

Statement of Receipts, Disbursements, and Changes in Cash Balances
Exhibit W

County Funds	Beginning Cash Balance July 1	Receipts Apportioned	Transfers In	Transfers Out	Disbursements	Ending Cash Balance June 30
Exhibit A	\$ 1,769,883.14	\$ 5,803,765.40	\$ 1,011.32	\$ 0.00	\$ 5,785,516.93	\$ 1,789,142.93
Exhibit B	\$ 0.00	\$ 0.00	\$ 0.00	\$ 0.00	\$ 0.00	\$ 0.00
Exhibit D	\$ 1,957,317.62	\$ 7,396,746.24	\$ 0.00	\$ 0.00	\$ 6,246,926.91	\$ 3,107,136.95
Exhibit E	\$ 1,682,457.13	\$ 1,169,367.31	\$ 0.00	\$ 0.00	\$ 1,016,470.79	\$ 1,835,353.65
Total Exhibit G's	\$ 18,896.30	\$ 0.00	\$ 0.00	\$ 0.00	\$ 0.00	\$ 18,896.30
Total Exhibit H's	\$ 0.00	\$ 0.00	\$ 0.00	\$ 0.00	\$ 0.00	\$ 0.00
Total Exhibit I's	\$ 3,975,272.84	\$ 5,317,416.52	\$ 209,895.88	\$ 118,138.45	\$ 5,199,331.72	\$ 4,185,115.07
Total Exhibit I.S.T's	\$ 8,441,163.75	\$ 12,113,891.90	\$ 823,434.20	\$ 205,000.00	\$ 11,802,254.25	\$ 9,371,235.60
Total Exhibit J's	\$ 0.00	\$ 0.00	\$ 0.00	\$ 0.00	\$ 0.00	\$ 0.00
Total Exhibit K's	\$ 0.00	\$ 0.00	\$ 0.00	\$ 0.00	\$ 0.00	\$ 0.00
Total Exhibit L's	\$ 0.00	\$ 0.00	\$ 0.00	\$ 0.00	\$ 0.00	\$ 0.00
Total Exhibit M's	\$ 1,581,881.70	\$ 1,252,481.68	\$ 1,167,676.90	\$ 445,988.09	\$ 1,042,302.86	\$ 2,513,749.33
Total Amounts	\$ 19,426,872.48	\$ 33,053,669.05	\$ 2,202,018.30	\$ 769,126.54	\$ 31,092,803.46	\$ 22,820,629.83

**Calculation of the Maximum Budget available using
the Estimated Valuations, Miscellaneous Revenues, and Carryover
Exhibit X**

	General Fund		
	Unrestricted	Sales Tax	Total
General Fund Mill Levy	10.33	0.00	
Total Estimated Assessed Valuation	\$ 445,867,621.00		
Gross Ad Valorem Tax Levy	\$ 4,605,812.52		
Reserve for Delinquency Reserve Percentage 10%	\$ 418,710.23		
Net Ad Valorem Tax Levy	\$ 4,187,102.30		\$ 4,187,102.30
Cash fund balance. June 30	\$ 1,652,159.62	\$ 0.00	\$ 1,652,159.62
Miscellaneous Revenue	\$ 1,338,168.75	\$ 0.00	\$ 1,338,168.75
Total Available for Appropriations	\$ 7,177,430.66	\$ 0.00	\$ 7,177,430.66

CERTIFICATE OF EXCISE BOARD
ESTIMATE OF NEEDS FOR 2022-2023

STATE OF OKLAHOMA, COUNTY OF PITTSBURG

We, the members of the Excise Board of said County and State, do hereby certify that we have examined the foregoing estimates of proposed current expenses for the ensuing fiscal year as filed with the Board of County Commissioners, and those directly under, or in contractual relationship with, the Board of County Commissioners; we have ascertained from the Financial Statements submitted therewith the amount of Surplus Balances of Cash on Hand; we have considered the uncollected ad valorem taxes of the previous year or years; and we have ascertained that the probable Income estimated to be collected from all sources other than ad valorem taxation may reasonably be expected as a revenue for the ensuing fiscal year, and that the same does not exceed 90% of the actual collection from such sources for the previous fiscal year.

In so doing, we have diligently performed the duties imposed upon the Excise Board by 68 O.S. 1991 Section 3007, (1) ascertaining that the financial statements, as to statistics therein contained reflect the true fiscal condition at the close of the fiscal year, or caused the same to be corrected so to show; (2) struck from the estimate of needs so submitted any items not authorized by law and reduced to the sum authorized by law any items restricted by statute as to the amount lawfully expendable therefore; (3) supplemented such estimate, after proper publication, by an estimate of needs prepared by this Excise Board to make provision for mandatory governmental functions where the estimate submitted wholly failed or was deemed inadequate to fulfill the mandate of the Constitutions or of the Legislature; (4) computed the total means available to each fund in the manner provided; and (5) then and only thereafter.

Accordingly, we have and do hereby appropriate the Surplus Balances of Cash on Hand, and the Revenues and Levies hereinafter set forth for each Fund to the several and specific purposes named in such estimates, by each, to the intent and purpose that CONSTITUTIONAL GOVERNMENTAL FUNCTIONS shall be first assured and provided for, and subsequently to provide for Legislative Governmental Functions insofar as to the available Surpluses, Revenues and Levies will permit; and we have provided also that the Levies are in excess of the amount appropriated to needs after deducting the surplus cash balance on hand, and Estimated Revenues other than tax, by the percentage and amount or reserve for delinquent tax as hereinafter set forth, which we have determined in the manner provided by law.

We further certify that we have examined the within statements of account and estimated needs or requirements of the Governing Board of Pittsburg County, in relation to the Sinking Fund or Funds thereof, and after finding the same correct or having caused the same to be corrected pursuant to 68 O. S. 1991 Section 3009, have approved the requirements therefor to fulfill the conditions of Section 26 and 28 of Article 10, Oklahoma Constitution, and have made and certified a tax levy therefor to the extent of the excess of said total requirements over any other legal deduction, including a reserve of caused the same to be corrected pursuant to 68 O. S. 1991 Section 3009, have approved the requirements therefor to fulfill the conditions of Section 26 and 28 of Article 10, Oklahoma Constitution, and have made and certified a tax levy therefor to the extent of the excess of said total requirements over any other legal deduction, including a reserve for delinquent taxes.

CERTIFICATE OF EXCISE BOARD
ESTIMATE OF NEEDS FOR 2022-2023

EXHIBIT "Y"	Page 102		
County Excise Board's Appropriation of Income and Revenue	General Fund	Health Department	Sinking Fund (Exc. Homesteads)
Appropriation Approved & Provision Made	\$ 7,177,430.66	\$ 2,847,171.71	\$ -
Appropriation of Revenues	\$ -	\$ -	\$ -
Excess of Assets Over Liabilities	\$ 1,652,159.62	\$ 1,718,863.03	\$ -
Unclaimed Protest Tax Refunds	\$ -	\$ -	\$ -
Revenues Approved by Excise Board	\$ 1,338,168.75	\$ 82,546.44	\$ -
Est. Value of Surplus Tax in Process	\$ -	\$ -	\$ -
Sinking Fund Contributions	\$ -	\$ -	\$ -
Surplus Building Fund Cash	\$ -	\$ -	\$ -
Total Other Than 2022 Tax	\$ 2,990,328.37	\$ 1,801,409.47	\$ -
Balance Required	\$ 4,187,102.29	\$ 1,045,762.24	\$ -
Percent for Delinquency	10.0%	10.0%	0.0%
Added for Delinquency	\$ 418,710.23	\$ 104,576.22	\$ -
Total Required for 2022 Tax	\$ 4,605,812.52	\$ 1,150,338.46	\$ -
Rate of Levy Required and Certified (in Mills)	10.33	2.58	0.00

We further certify that the net assessed valuation of the Property, subject to ad valorem taxes, after the amount of all Homestead Exemptions have been deducted in the said County as finally equalized and certified by the State Board of Equalization for the current year 2022-2023 is as follows:

VALUATION AND LEVIES EXCLUDING HOMESTEADS				
County	Real	Personal	Public Service	Total
Total Valuation,	\$ 235,591,371.00	\$ 162,441,358.00	\$ 47,834,892.00	\$ 445,867,621.00

and that the assessed valuations herein certified have been used in computing the rates of mill levies and the proceeds thereof appropriated as aforesaid; and that having ascertained as aforesaid, the aggregate amount to be raised by ad valorem taxation, we thereupon made the levies therefor as provided by law as follows:

General Fund: 10.33 Mills
Health Dept: 2.58 Mills
Sinking Fund: 0.00 Mills
Sub-Total: 12.91 Mills

Free Fair Budget Account (Levy Per Applicable Statute)	0.00 Mills;
Free Fair Improvement Budget Account (Net Proceeds of 1.00 Mill)	0.00 Mills;
Free Fair Additional Improvement Budget Account (Net Proceeds of 1.00 Mill)	0.00 Mills;
Library Budget Account (Net Proceeds of 1/2 of 1.00 Mill)	0.00 Mills;
Cooperative County/City-County Library Budget Account (1.00 to 4.00 Mills)	4.07 Mills;
County Cemetery (Prior To Aug. 15, 1933) Budget Account (Net Proceeds of 1/5 of 1.00 Mill)	0.00 Mills;
Public Buildings Budget Account (Not To Exceed 5.00 Mills)	0.00 Mills;
Emergency Medical Service (Not To Exceed 3.00 Mills)	0.00 Mills;
Total County Levies	16.98 Mills;
County Wide Levy For Schools (4.00 Mills)	4.13 Mills;
Total County Wide Levy	21.11 Mills;

and we do hereby order the above levies to be certified forthwith by the Secretary of this Board to the County Assessor of said County, in order that the County Assessor may immediately extend said levies upon the Tax Rolls for the year 2023 without regard to any protest that may be filed against any levies, as required by 68 O. S. 1991, Section 2869.

Dated at McAlester, Oklahoma, this 21st day of October, 2022.

Excise Board Member

[Signature]
Excise Board Member



[Signature]
Excise Board Chairman

[Signature]
Excise Board Secretary

Pittsburg County, 61
Statistical Data
2022-2023

Total Valuation		
Total Gross Valuation Real Property	\$	244,801,916.00
Total Homestead Exemption	\$	9,210,545.00
Total Real Property	\$	235,591,371.00
Total Personal Property	\$	162,441,358.00
Total Public Service Property	\$	47,834,892.00
Total Valuation of Property	\$	445,867,621.00

Calculation of Annual County Officer Salary

Personal property and livestock are exempt from property tax.

OS 19 §§ 180.71 - 180.83

County Name:	Pittsburg
County Population:	43,733
Taxable Value:	\$ 445,867,621.00
Double Homestead Value	\$ -
Total	\$ 445,867,621.00
County Mill Rate:	10.33
Service-ability:	\$ 4,605,812.52
Minimum Basic salary:	\$ 22,500.00
Maximum Base salary:	\$ 42,500.00
Base Salary as set by Board of County Commissioners:	\$ -
Allowed increase of basic salary based on valuation:	\$ 15,200.00
Required increase based on population:	\$ 550.00
Salary for FY:	\$ 15,750.00
Total salary at minimum base:	\$ 38,250.00
Total salary at maximum base:	\$ 58,250.00
Service-ability = Total amount of revenue collected by multiplying millate rate (County part) by the taxable valuation.	

PUBLICATION SHEET - PITTSBURG COUNTY, OKLAHOMA
 FINANCIAL STATEMENT OF THE VARIOUS FUNDS FOR THE FISCAL YEAR ENDING JUNE 30, 2022, AND ESTIMATE OF NEEDS
 FOR THE FISCAL YEAR ENDING JUNE 30, 2023, OF THE GOVERNING BOARD OF
 PITTSBURG COUNTY, OKLAHOMA

Exhibit "Z"

Page 105

STATEMENT OF FINANCIAL CONDITION AS OF JUNE 30, 2022	General Fund	Health Fund	Sinking Fund
ASSETS:			
Cash Balance June 30, 2022	\$ 1,789,142.93	\$ 1,835,353.65	\$ -
Investments	\$ -	\$ -	\$ -
TOTAL ASSETS	\$ 1,789,142.93	\$ 1,835,353.65	\$ -
LIABILITIES AND RESERVES:			
Warrants Outstanding	\$ -	\$ -	\$ -
Reserves for Interest on Warrants	\$ -	\$ -	\$ -
Reserves from Schedule 8	\$ 136,983.31	\$ 116,490.62	\$ -
TOTAL LIABILITIES AND RESERVES	\$ 136,983.31	\$ 116,490.62	\$ -
CASH FUND BALANCE (Deficit) JUNE 30, 2022	\$ 1,652,159.62	\$ 1,718,863.03	\$ -
ESTIMATE OF NEEDS FOR FISCAL YEAR ENDING JUNE 30, 2023			
Grand Total Current Expense Needs	\$ 7,177,430.66	\$ 2,847,171.71	\$ -
Reserves for Interest on Warrants & Revaluation	\$ -	\$ -	\$ -
Total Required	\$ 7,177,430.66	\$ 2,847,171.71	\$ -
FINANCED:			
Cash Fund Balance	\$ 1,652,159.62	\$ 1,718,863.03	\$ -
Revenues Approved by Excise Board	\$ 1,338,168.75	\$ 82,546.44	\$ -
Total Deductions	\$ 2,990,328.37	\$ 1,801,409.47	\$ -
Balance to Raise from Ad Valorem Tax	\$ 4,187,102.29	\$ 1,045,762.24	\$ -


CERTIFICATE - GOVERNING BOARD

STATE OF OKLAHOMA, COUNTY OF PITTSBURG, ss:


We, the undersigned duly elected, qualified Governing Officers of Pittsburg County, Oklahoma, do hereby certify that at a meeting of the Governing Body of the said County, begun at the time provided by law for Counties and pursuant to the provisions of 68 O.S. 1991 Sec. 3002, the foregoing statement was prepared and is true and correct condition of the Financial Affairs of said County as reflected by the record of the County Clerk and Treasurer. We further certify that the foregoing estimate for current expenses for the fiscal year beginning July 1, 2022, and ending June 30, 2023, as shown are reasonably necessary for the proper conduct of the affairs of the said County, that the Estimate Income to be derived from sources other than ad valorem taxation does not exceed the lawfully authorized ration of the revenue derived from the same sources during the preceding fiscal year.



 Chairman of Board



 County Clerk






 Commissioner


Subscribed and sworn as before me this
20th day of October, 2022.



 Commissioner



 Notary Public



FILED

OCT 22 2022

S. A. & I. No. 2633 (2009)															
Current fiscal year		2022-2023													
Date Certified		21-Oct-22													
Taxable Year		2022													
		Pittsburg County Tax Levies													
		STATE AUDITOR & INSPECTOR													
		COUNTY				CITIES & TOWNS	EMS	SCHOOL DISTRICTS			VO-TECH #7__		VO-TECH __		
UNIT OF TAXATION	SCHOOL DIST	General Fund	Library Fund	Health Fund	Common Fund	Sinking Fund	General Fund	General Fund	Building Fund	Sinking Fund	General Fund	Building Fund	General Fund	Building Fund	TOTAL
Hartshorne Public School	I - 1	10.33	4.07	2.58	4.13			35.93	5.13	18.25	10.33	2.07			92.820
Hartshorne (Latimer J-1)	I - 1							36.71	5.24	18.25	10.23	2.05			72.480
Canadian Public School	I - 2	10.33	4.07	2.58	4.13			35.60	5.09	4.19	10.33	2.07			78.390
Canadian-Carlton Landing	I - 2	10.33	4.07	2.58	4.13	19.580		35.60	5.09	4.19	10.33	2.07			97.970
Krebs Public School	C - 9	10.33	4.07	2.58	4.13			35.93	5.13	11.90	10.33	2.07			86.470
Haileyville Public School	I - 11	10.33	4.07	2.58	4.13			36.74	5.25	12.65	10.33	2.07			88.150
Kiowa Public School	I - 14	10.33	4.07	2.58	4.13			36.57	5.22		10.33	2.07			75.300
Kiowa (Atoka J-14)	I - 14							35.62	5.09		10.31	2.06			53.080
Quinton Public School	I - 17	10.33	4.07	2.58	4.13			36.09	5.16	20.13	10.33	2.07			94.890
Quinton (Haskell J-17)	I - 17							35.74	5.11	20.13	10.27	2.05			73.300
Indianola Public School	I - 25	10.33	4.07	2.58	4.13			37.30	5.33	16.73	10.33	2.07			92.870
Crowder Public School	I - 028	10.33	4.07	2.58	4.13			36.91	5.27	4.33	10.33	2.07			80.020
Crowder (Latimer J-28)	I - 028							35.00	5.00	4.33	10.23	2.05			56.610
Frink-Chambers Pub Sch	C - 29	10.33	4.07	2.58	4.13			36.21	5.17	3.33	10.33	2.07			78.220
Savanna Public School	I - 30	10.33	4.07	2.58	4.13			36.60	5.23	8.07	10.33	2.07			83.410
Tannehill Public School	C - 56	10.33	4.07	2.58	4.13			38.36	5.48	10.52	10.33	2.07			87.870
Pittsburg Public School	I - 63	10.33	4.07	2.58	4.13			36.51	5.22	16.31	10.33	2.07			91.550
Pittsburg (Atoka J-63)	I - 63							35.65	5.09	16.31	10.31	2.06			69.420
McAlester Public School	I - 80	10.33	4.07	2.58	4.13			35.76	5.11	13.17	10.33	2.07			87.550
Haywood Public School	C - 88	10.33	4.07	2.58	4.13			36.90	5.27		10.33	2.07			75.680
Clayton Public School	J - 10	10.33	4.07	2.58	4.13			36.68	5.24		10.33	2.07			75.430
Stuart Public School	J - 54	10.33	4.07	2.58	4.13			37.52	5.36	13.14	10.33	2.07			89.530

State of Oklahoma) I, Hope Trammell, County Clerk for Pittsburg County, Oklahoma, do hereby certify that the above levies are true and correct for the taxable year 2021.

County of Pittsburg) ss. Witness my hand and seal this: October 21, 2022

Hope Trammell
Hope Trammell, Pittsburg County Clerk

